

Todd Dover (left) and Tyler Kedley (right), 2 Magnum operators, from Alliance Door Products in Sumner, WA

800-824-6242

Machinery • Tools • Supplies • Service

Abrasives	72-74
Air Tools.....	55-58
Bits.....	38-47
Bit Tips.....	53-54
Blades	50-52
Cordless Tools	69
Corner Chisels	48-49
Credit Application	150
Door and Jamb Tools.....	2-37
Door Carts	89, 92-95
Doorlite bits	43-44
Doortech	7-9, 20, 36
Door Installation	90-92
Dotul Machinery Parts	141
Dust Collection.....	84-87
Edge Prep	22, 24, 25, 28
Fastners.....	146-147
Fittings.....	148-149
Full house Machinery Parts	142-144
Hinge Prep.....	9, 11-13
Kval Machinery Parts.....	133-140
Laminate Trimmers	68
Lock Prep.....	29, 32-37
Norfield Machinery Parts.....	108-132
Machinery	104-107
Masterline	3,11,16,18,22-31,93
Material Handling	93-97
Multipoint	18
Ordering information.....	151
Power Tools.....	61-71
Routers	64-67
Ruvo Machinery Parts.....	145
Sanders.....	69-71
Saws	60-63
Shipping Aids.....	98-103
Shop Accessories	78-83
Shop Safety	76-77
Table Saw Safety	75
Wise Machinery Parts.....	140

DOOR & JAMB - PREHANGING

Door & Jamb



Prehangers Workbench
Everything you need to fully machine
and assemble a pre-hung door unit.



View the video
online!
norfield.com

FEATURES

- Tilting table top
- Easily adjustable
- Processes both interior and exterior doors and jambs
- Hinge mortising and application
- Drilling of lock and latch hole
- Faceplate mortise
- Clamping of unit for squaring and stapling of door frames

7800-900

7800-033 4-1/2" hinge template

SPECS

Door Width	1'0" - 4'0"
Door Height	6'8" to 8'0"
Door Thickness	1-3/8" to 2-1/4"
Jamb Width	Up to 10-1/2"
Jamb Thickness	1/2" to 1-5/8"
Hinge Size	3-1/2" to 5"
Hinge Radius	1/4" to 5/8"
Lockbore Backset	2-3/4" and 5"
Faceplate Router	Up to 1-1/4" x 2-3/4"
Air	2CFM @ 90PSI
Floor Space	5'W X 18'L
Electrical Req	115V 60Hz @ 20AMP
Approx Weight	860bs

Prehangers Workbench Features



Ergonomic tilting table top with clamps to hold doors and jambs in place.



Includes adjustable fixtures to ensure perfect and repeatable hinge mortises and spacing.



Completely assembles a prehung door easily on the Prehangers Workbench.

WORKBENCH KIT - Included

Door & Jamb Fixture	Qty
3-1/2" Hinge Templates (7800-025)	3
4" Hinge Templates (7800-026)	3
Lock & Latch Fixture	
2-1/4" Faceplate Template	1
Lock Boring Back Up Block	1
2-1/8" Spur Bit	1
1" Spur Bit	1

BIT PACKAGE - 7800-900BIT

	Qty
160-120 - 1-1/4 bit	1
165-001 - 1/2" bit	2
NOR664 - 1/2 shank	2
POR42237 - Lock nut	2
POR42024 - Tmpt guide (1/4R)	2
9902-012 - Tmpt guide (5/8R)	1
VEG20 - #2 bit tips	5
VEG2 - bit tip holder	1
VIC9 - Vix bit	1

STRIKE MASTER - TNS200

	Qty
7706-701 - StrikeMaster	1
DEW621 - Plunge router	1
SAF86 - Router shank & bit	1
POR42045 - Tmpt guide	1
POR42237 - Lock nut	1
7709-701 & 7709-702 - stop kit	1

TOOL PACKAGE - 7800-900PWT

	Qty
DEW616 - Fixed base router	2
DEW780 - drill/driver	1
DEW130V - 3/8" HD drill	1
POR2011 - Compressor	1
POR150 - Crown stapler	1
NYC14127 - Air hose	2

DOOR & JAMB - PREHANGING

STARTING A DOOR SHOP?

Door Prehanging Kit helps you get started now!

A cost-effective way to get started in the residential interior and exterior door business!

Norfield has assembled a group of tools specifically designed to perform the basic functions required to produce a prehanging door.

- Use the Norfield Door Holder to position the door on edge for hinge and lock preparation.
- Use the Norfield HingeMaster and the router to simultaneously mortise the door and jamb for 3-1/2", 4" or 4-1/2" hinges. Template guides and router bits are included for either 1/4" radius hinges or 5/8" radius hinges.
- Use the 3/8" drill, Vix bit, bit holder and bit tips to install full butt hinges while the door and jamb are still in the HingeMaster fixtures. This insures a perfect fit for the hinges.
- Use the Bosch Planer to bevel the lock edge of the door and the Slickplane to chamber the corner of the door edge after beveling.
- Use the Templaco Lock Boring Kit and the 1/2" drill to drill the lock and latch holes.
- Use the Templaco templates, TEMCB4 bit and the router to mortise for the latch plate on the door and the strike plate on the strike jamb.

TNS4900

FREE SHIPPING

Tip: Buy a second DEW21009 that would be dedicated to the Templaco kit. This would eliminate the changeover from the hinge mortising setup.



Lock Installation Kit



DeWalt 1/2 Spade Handle drill DEW130V



DeWalt 3/8" HD Drill DEW21009



Bosch 3-1/4" Planer BOS2632



DEW616 Router



Norfield Door Holder MFG200



HingeMaster

MasterLine Door Prehanging Kit includes:

- Norfield Door Holder (MFG200)
- Norfield HingeMaster Kit (MFG56100)
 - 3 Template fixtures
 - 3 Router template guides for 1/4"R hinges
 - 3 Router template guides for 5/8"R hinges
 - 1/2" diameter router bit for 1/4"R hinges
 - 1-1/4" diameter router bit for 1/2"R hinges
 - Hex key set
- Lock Installation Kit (TEM115C3)
- DeWalt 3/8" HD Drill (DEW21009)
- DeWalt 1/2" VS Spade Handle drill (DEW130V)
- DeWalt 1-3/4 HP Router (DEW616)
- Bosch 3-1/4" Planer with versatile 2-blade system (BOS2632)

Accessories:

- 1/2" router bit with guide bearing for the Templaco kit (TEMCB4)
- Magnetic bit tip holder (VEG2)
- 10 #2 bit tips (VEG17)
- Vix bit to predrill hinge screws (VIC9)
- Slickplane (WOO1100)

DOOR & JAMB - JAMBS

Applies stops to jambs

450

**INCREASE PREHUNG DOOR OUTPUT WITH
PRE-APPLIED STOP
ELIMINATE MANUAL STOP APPLICATION
BOTTLENECK
CONSISTENT FASTENER COUNT, LOCATION,
AND COUNTERSINK DEPTH**



450 STANDARD FEATURES

- Foot pedal actuation for hands-free operation
- Available with staplers or brad nailers
- Process square cut or mitred stop
- Process rabbeted or dadoed ("lugged") jambs
- No adjustments for jamb length or width

450 OPTIONS

- Extended parts warranty

450 CAPABILITIES

- Jamb width: 3-1/2" to 8"
- Jamb thickness: 7/16" to 7/8"
- Stop width: 1" to 2"
- Stop thickness: 1/4" to 5/8"
- Reveal: 1-7/16" & 1-13/16" (1-1/2" optional)
- Staple spacing: 2" from top and 3" from bottom of stop with 10-1/4" between staples or finish nails in standard mode.

Average capacity: 12 cycles per minute (indicates consideration for operator and material handling efficiency per 8-hour day)




Accurate reveal: stop reveal is constant and precise despite jamb imperfections.



View the video online!
norfield.com



FAST: operator alternately feeds rights and lefts; powerfeed wheels convey stitched jambs through machine.



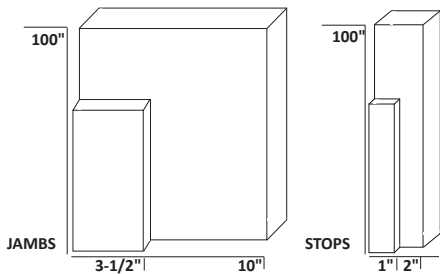
Throughput Rate

10-12
jamb/minute

DOOR & JAMB - STOP JAMBS

440S

**EFFICIENT AND SIMPLE
A COST-EFFECTIVE SOLUTION
FOR STOP STITCHING**



5
Units/min.


440S FEATURES

- Foot pedal activated clamps to hold material in place
- Adjustable gun mount for left or right-handed operator
- Easily adjustable reference stops

440S SPECS

Jamb width 3-1/2" to 10"
 Jamb length up to 100"
 Jamb thickness 3/8" to 1"
 Stop width 1" to 2"
 Stop length up to 100"
 Stop thickness 1/4 to 3/8"
 Reveal choices 1-7/16"
 1-13/16"

Pneumatic 2.8 CFM @ 90PSI
 Floor space req. (min) 2'-3"W x 9'6"L x 5'4"H
 Shipping Wt. 350lbs



Non marring clamps and reference stops to ensure proper edge reveal while preserving material finish



Fully adjustable gun carriage and stop reference for easy material change-over



Adjustable left-hand and right-hand reference stops



View the video
online!
norfield.com

DOOR & JAMB - HINGE JAMBS

1700HJR Hinge Jamb Router

**HIGH PRODUCTION
HINGE JAMB ROUTER**



Throughput Rate

4-5
jamb/minute



1700 STANDARD FEATURES

- Quick change hinge locations
- Accommodates a variety of jamb widths and lengths
- Foot pedal operation for ease of use
- Dust collection ready for operator safety
- Mortise hinges from 3" to 4-1/2"

1700 OPTION


- Available in 3 and 4 router versions
- 1200 CFM vacuum (manual start)
- Set up bars

1700 CAPABILITIES

Hinge Specs	3" - 4-1/2"
Jamb length	70" to 112"
Jamb width	2-1/2" to 10-1/2"
Jamb thickness	3/8" - 1-5/8"
Electrical	115V @ 50 Amps
Pneumatic	3 CFM @ 90 psi
Floor Space req. (min.)	12' x 3'
Approx. Shipping Wt	1100lbs
Vacuum connection	4" duct
	1/4" or 5/8" radius



Quickly change location of hinge mortise without tools.





Quick change turret stop system for various hinge back-sets and sizes



Dust collection ready for cleaner and safer work environment







View the video online!
norfield.com

DOOR & JAMB - HINGE & STRIKE

Prepare jambs with confidence!

DoorTech Model 3300 Work Station

Hinge side of the machine may be purchased singly: specify DoorTech 3100.

Add custom setup bars for a goof-proof operation.

Setup bars assure a perfect match between the door and jamb. Setup bars fit both the DOR3000 and DOR3100. Call your Norfield Sales Rep and we'll fax the Setup Bar form to you. Answer a few simple questions, fax it back and we'll custom make your setup bars. Order three sets and save! Pre-set hinge pattern setup bars can be made-to-order for all major hardware manufacturers.

Setup Bars

Save when you order three!

DoorTech 3300: both hinge and strike sides combined.

Foot valve activates air clamps, keeping both hands free for jamb positioning.

Speed- Quick setups are achieved through the use of dedicated tools, quick-change templates and clear, easy-to-use instructions.

Versatility- Fully adjustable unit and multiple templates allow for almost any jamb prep to be accomplished.

Quality- Detailed instructions, clearly labeled precision-made fixtures and dedicated setup bars give that "right the first time" accuracy.



Jambs are held securely with foot-operated air clamps under each template.

When you're doing commercial jamb preparation for hinges and strike mortises you'll want the speed this machine can offer. Its flexibility can be utilized for accurate and efficient architectural and residential applications. The DoorTech jamb hinge and strike system consists of two different systems brought together on one base. The Jamb Hinge System 3100 is for hinge mortising and the Jamb Strike System 3200 is for strike mortising.

This equipment offers a breakthrough depth control system which automatically adjusts the depth of cut when you change templates. No router adjustments are required. DoorTech's system prevents costly mistakes with quality manufactured products. Changing setup is rapid, simple and positive through the use of dedicated tools and clear instructions

Max. jamb thickness = 1-1/2"

Mullions up to 4" x 2-1/2"

Max. jamb length = 9'6"

JAMB HINGE/STRIKE 3300 WORKSTATION

DOR3300 Base Unit Only

SHIPPING: 500 lbs.

DoorTech machines will ship by truck.

Due to the length of this product, it must ship via truck, and does not qualify for free freight.

JAMB HINGE/STRIKE 3300 WORKSTATION KIT INCLUDES

Catalog #	Qty	Description
DOR3300	1	DoorTech 3300
NOR62949	2	13/16" Guide Bushing
POR42237	3	Guide Bushing Nut
265-001	1	Router bit cutter 1/2"
POR690	2	1-1/2 HP Porter-Cable Router
SAF50	1	1/2" arbor w/ 1/4" - 28 thread
FST2072	1	1/2" x 4-1/2" Plunge Router Bit
9901-013	1	Template Guide
SAF51	1	Shank 1/2" 3-1/4" OAL
DEW621	1	Plunge router 2HP
DOR750	1	Router bit 3/4"

TNS3300

SAVE AS A KIT!

SHIPPING FOR KIT: 500LBS

DOOR & JAMB - JAMB

Door & Jamb

DOORTECH 3100 (TNS3100) JAMB PREP FOR HINGE MORTISING



JAMB/HINGE 3100 WORKSTATION

Max. thickness = 1-1/2"

Catalog #	Description
DOR3100	DoorTech 3100
NOR62949	13/16" Guide Bushing
POR42237	Guide Bushing Nut
265-001	Router bit cutter 1/2"
SAF51	Arbor 1/2", 3-1/4" OAL
POR690	1-3/4 HP Porter-Cable Router

TNS3100 Buy kit, and save! CALL FOR PRICING

FEATURES

- Hinge templates screw off and on in seconds
- Templates never shift or vary
- Patterned hinge templates create 1/4" or 5/8" corner radius without changing router bit
- Depth control templates eliminate router adjustments
- Three measuring systems are interchangeable with the Hinge System 3000
- Clearly labeled, swing-away end-stops provide for easy changes in left or right handing
- Screw-in backset shims are heavy-duty and easy to change
- Hinges are held securely with air clamps under each template, activated by foot valve
- Durable phenolic templates are precision machined for each mortise size and are clearly labeled
- Includes filter, regulator and lubricator for connection to existing air system eliminating the need for additional air systems
- Structural parts are made of heavy-duty steel or aluminum
- Templates are interchangeable with the Hinge System 3000

INCLUDES

- 3100 Base Unit
- (1) 13/16" Guide Bushing
- (1) Guide Bushing Nut
- (1) SAF51 Shank & SAF500 Bit
- (1) 1-1/2 HP Porter-Cable Router



OPTIONS

- Set up bars for hinge mortising reduce set up time (quantity discounts are available)
- Dedicated accessories package eliminates tool set-up time with each job

Need a custom template?

We make templates for most major manufacturers. Spec drawings required to place order for templates.

HINGE TEMPLATES

Catalog #	Hinge Size	Hinge Depth	Corner Radius
DOR31501	5"	.190"	1/4"
DOR31450	4-1/2"	.134"	1/4"
DOR31451	4-1/2"	.180"	1/4"
DOR31400	4"	.130"	1/4", 5/8"
DOR31401	4"	.170"	1/4", 5/8"
DOR31350	3-1/2"	.123"	1/4", 5/8"

SAVE ON HINGE TEMPLATE SETS!

Catalog #	Templates in Set	Hinge Size	Hinge Depth	Corner RadiusP
DOR33501	4	5"	.190"	1/4"
DOR33450	4	4-1/2"	.134"	1/4"
DOR33451	4	4-1/2"	.180"	1/4"
DOR33400	4	4"	.130"	1/4", 5/8"
DOR33401	4	4"	.170"	1/4", 5/8"
DOR33350	3	3-1/2"	.123"	1/4", 5/8"



JAYSON NASH,
REGIONAL ACCOUNT MANAGER/
SALES LEAD
EXT. 106,
jaysonn@norfield.com

It has been a blast working with so many great people over the years. Many of you have become more than just customers, you are friends. Building friendships with my customers and hearing about their lives is one of the best parts about working at Norfield. My wife and I now only have 1 of 4 sons still at home. That has given me a little more time to enjoy kayaking, disc golf, and (my favorite) spending time with my granddaughter.

Whether you are new to Norfield or have been a long time customer, I look forwarding to hearing from you. I will use my years of experience to help make your operation more efficient and save you money.

1-800-824-6242

DOOR & JAMB - HINGE

DoorTech 3000 Door Hinge Router Quickly mortise the perfect-fitting hinge right in your shop... any type!



The Hinge System 3000 mortises for door hinges quickly and with dependable accuracy. The strong yet lightweight unit attaches easily to doors without marring; Maximum door thickness is 2-1/4".

Quick change from right to left-hand doors.

No measuring is required for backsets, hinge size, or even cutting depth. Backsets are determined by clearly labeled shims that drop into the top of the template holders. Templates screw on and off quickly. DoorTech's breakthrough depth control system automatically adjusts the depth of cut when you change templates; no router adjustment is required. Hinge spacing may be measured by hand or set precisely with custom setup bars.

Maximum door length with the standard bar is 9 feet. Shoulders for 3° beveled edge and square edged doors are provided. Template holders easily slide on uni-strut which makes adjustments simple.

DoorTech 3000 Fixture includes:

- (3) 9'6" aluminium bar with square & beveled shoulders
- (4) Template holders (2) Handles
- (1) Backset "T" sets 5/32", 3/16", 7/32", 1/4", 5/16", 3/8", 9/32", 11/32"
- (2) End stops
- (1) Transfer square
- (1) Instruction booklet

DOR3000

Shipping: 94 lbs. Due to the length of this product, it must ship via truck, and does not qualify for free freight.

TNS3000 Kit Includes

- Everything mentioned to the left plus
- (1)NOR62949 13/16" guide bushing
- (1)POR42237 guide bushing nut
- (1)POR690 1-3/4 HP Porter Cable router
- (1)WHI1067 1/2"x 2-3/4" router bit 1/2" shank

TNS3000

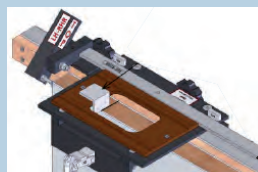
Shipping: 94 lbs. Due to the length of this product, it must ship via truck, and does not qualify for free freight.



DoorTech 3000 Door Hinge Router Features



1. Place the lightweight unit on the door. It is easy to position and can be used on vertical or horizontal doors.



2. Hinge Spacing can be measured by hand with tape measure or set precisely with an optional setup bar.



3. Interchangeable templates screw on and off for quick changeover.

HINGE TEMPLATES

Catalog #	Hinge Size	Hinge Depth	Corner Radius
DOR31501	5"	.190"	1/4"
DOR31450	4-1/2"	.134"	1/4"
DOR31451	4-1/2"	.180"	1/4"
DOR31400	4"	.130"	1/4", 5/8"
DOR31401	4"	.170"	1/4", 5/8"
DOR31350	3-1/2"	.123"	1/4", 5/8"

SAVE ON HINGE TEMPLATE SETS!

Catalog #	Templates in Set	Hinge Size	Hinge Depth	Corner Radius
DOR33501	4	5"	.190"	1/4"
DOR33450	4	4-1/2"	.134"	1/4"
DOR33451	4	4-1/2"	.180"	1/4"
DOR33400	4	4"	.130"	1/4", 5/8"
DOR33401	4	4"	.170"	1/4", 5/8"
DOR33350	3	3-1/2"	.123"	1/4", 5/8"

Need a custom template?

We make templates for most major manufacturers. Spec drawings required to place order for templates.



What makes our templates so durable?

Phenolic templates are a hard, dense material produced by applying heat and pressure to layers of linen or canvas impregnated with a synthetic resin. As the heat and pressure are applied, polymerization creates a strong, durable and mechanically stable composite that won't shrink or warp, and offers excellent impact strength.

Templates can also be made to order by calling Norfield today: 1-800-824-6242.

DOOR & JAMB - HINGE ROUTING

Door & Jamb

350H

PROCESS DOOR AND HINGE JAMB IN ONE PASS
30 SECOND CHANGEVER FOR VARIOUS DOOR HEIGHTS
PROCESSES DOORS & JAMBS UP TO 8'0"



350H door width scales and locating pins are quickly located and adjusted.



For quick, accurate and simple hinge routing, you'll appreciate the 350H. Its design is based on our Signature Series Magnum which has been an industry standard for over 40 years.



Hinge router positioning is at an ideal working height for operator comfort and accuracy.. Router rotates up and out of the way after each mortise is finished.



350H STANDARD FEATURES

- Pneumatic jamb clamps and jamb thickness adjustment
- Single point dust collection port
- Magnum-style hinge jamb routing
- Quick-change index bar with integrated stop system for different hinge patterns
- Quick-change for different hinge sizes
- Includes 1 index bar

350H OPTIONS

- Dust collection system
- Additional index bars
- 2nd router carriage for quick corner radius changes, OR for processing mull posts
- Hinge screw pilot hole predrill kit
- Screwdriver kit
- Scaled index bar

350H CAPABILITIES

Door



Width 1'0" to 3'6"
 Height up to 8'0"
 Thickness 1-3/8" to 1-3/4"

Hinge

Hinge Size 3-1/2" to 5"
 Radius 1/4" or 5/8"

Jamb

Width 2-1/2" to 10-1/2"
 Length up to 8'0"
 Thickness 1/2" to 1-1/2"
 Types Flat with stop applied
 Flat without stop applied
 Split jamb/Rabbeted jambs
 Interior or Exterior




1-2
cycles/minute



View the video
 online!
norfield.com

DOOR & JAMB - HINGE

MFG56100 HingeMaster *Built to last a lifetime!*




Norfield
norfield.com • 800-824-6242
EXCLUSIVE!

For fast setups, dedicate your router to your HingeMaster kit.



Get perfectly matched door and jamb hinge mortises, time after time!
We have sold thousands of these over the last 40 years!

The Hinge Master mortising jigs have been designed to rout most of the various hinge sizes of today's door industry. The radius of the mortise is determined by the actual diameter of the router bit (i.e. a 1/2" bit produces a 1/4" radius; 1-1/4" bit produces a 5/8" radius). The actual size of the mortise is determined by the template follower you are using and the associated bit diameter. *Not for double beveled doors.*



FEATURES

- Mortise the door and jamb simultaneously
- Install full butts (3-1/2", 4" and 4-1/2") while the material is still in the fixture
- Both: 5/8" or 1/4" radius accessory kits (carbide tip router bit, shank and template guides) are included

BENEFITS

- Get perfect door and jamb mortises, time after time
- Ideal for most job sites or shop applications

MFG56100

FREE SHIPPING

Shipping: 15 lbs.

MFG56100 KIT INCLUDES

- (3) Hinge mortise template fixtures
- (2) Door & jamb reference stop assemblies
- (6) Template guides (3-1/2", 4", 4-1/2")
- (1) Template guide nut
- (1) 5/8" and 1/4" radius accessory kit
- (1) Hex key set
- (1) Instruction booklet

SPECS

Maximum door thickness: 1-3/4"
Maximum jamb thickness: 1"
Maximum stop height: up to 9/16"

Use on:
interior & exterior doors
wood doors

FOUR OR MORE HINGES?

Order additional center fixtures to reduce setup for jobs with four or more hinges.

5601-705

Shipping: 4 lbs

REPLACEMENT TEMPLATE SQUARE

Universal for center & end template fixtures.

1820-001

1/4" RADIUS TEMPLATE GUIDES Shipping: 1 lb.

Part #	Hinge size
8263-100	3-1/2"
8156-001	4"
8157-001	4-1/2"

1/4" Bit used for this radius is 165-050



5/8" RADIUS TEMPLATE GUIDES Shipping: 1 lb.

Part #	Hinge size
8262-100	3-1/2"
8154-100	4"
8155-100	4-1/2"

5/8" Bit used for this radius is 167-000



[View video online!](#)

MFG56100 HingeMaster Procedure



1. Measure for spacing, then clamp the fixtures to the door. Each fixture is spaced relative to one another with spacer bars.




2. Clamp the jamb into place. Use the stops to align the jamb to the door. The alignment stops are on both the end fixtures for both left or right hand use.



3. Secure the jamb in place with the jamb clamps.



4. Rout out the hinge mortises. Routers that can be used on the HingeMaster can be found on pages 64 thru 67.




5. With the fixture in place, install hinges. When done, remove the HingeMaster. Your jamb is now attached and perfectly aligned to the door.



HingeMaster can install 3-1/2", 4" & 4-1/2" hinge butts

DOOR & JAMB - HINGE



NAIL-ON SINGLE HINGE TEMPLATE

Used to rout both door and frame hinges for a complete door hanging solution.

Accommodates doors of various thickness: 1-3/8", 1-3/4", 2", 2-1/4", and 2-1/2" and 8 hinge sizes from 2-1/2" to 6" with 1/4" and 5/8" radius

Extended template platform provides excellent router stability. Double-headed nails ensure easy removal from door and frame. Positive placement lock-in pins enable quick and secure placement of the template to the door and jamb

To square corners, use our corner chisel sold on pages 48 & 49.

POR59370

Shipping: 1 lb.



FREE FREIGHT
on most orders over \$400*



UNIVERSAL HINGE TEMPLATE

This template will give you five different hinge sizes from 3-1/2" to 5-1/2" with 1/4" or 5/8" corner radius by adjusting or rotating the guides to match the specific hinge style.

The template can be adjusted to door thicknesses of 1-3/8", 1-3/4" and 2-1/4" by adjusting the end stops to the specific door thickness. It works on interior or exterior door jambs.

DEN1

Requires 5/8" outside diameter template guide (POR42045) and a 1/2" diameter bit (165-050).



HINGE MORTISING TEMPLATES

Single pocket router templates will produce exact hinge mortises on both door and jamb. Each template has two adjustable stops on the back of the template to work with different door thickness. Match an existing layout or create your own hinge spacing by simply moving the template. Use a 5/8" outside diameter router template guide on your router and a 1/2" hinge mortising bit with this template.

Cat. #	Plate Size
TEM351KF	3-1/2" Hinge, 5/8" Radius
TEM401KF	4" Hinge, 5/8" Radius



TEMPLATE-FREE ROUTER FOR 1/4" OR 5/8" RADIUS HINGES

This special "no-template" router/base combo lets you mortise for rectangular hinges on both frames and doors. By using the router base as the template, the base clamps hold the unit onto the jamb or the door for working. The jaws open

up to 8 inches in width to allow you to work on jambs with the casing already applied.

It allows you to precisely mortise one, two, three or four hinges, on right or left-handed doors, and without leaving marks.

Here's how easy it is to use: adjust the clamp according to the length and width of the hinge. Apply the reference bar so you don't need to remeasure when working on the next door or on the jamb. The clamping system takes into account the step in the door jamb.

Use it for both 1/4" and 5/8" radius hinges. To square them out, use the corner chisel, (On pg 48).

1/2" diameter bit included, order 2945499 for a 1-1/4" diameter bit.

VIR29 Router included

Specifications
110 V, 60Hz, 750 W, 30,000 RPM
Chuck Diameter: 1/4"
Weight: 9.5 lbs
Performance Dimensions
• Opening between clamp vises 1-5/16" minimum 8" maximum
• Cutter bit maximum diameter: 1-1/4" or 32mm
• Maximum milling depths: 7/16" or 11mm



DOOR & JAMB - HINGE

DRILL ONCE AND YOU'RE DONE!


Pre-drill for multiple screws without errors!

CLICK'S KWIK DRILL

- Spring-loaded base aligns in hinge mortise for proper hole placement.
- Holes are drilled square to surface so screws go in flush.
- Use in the shop or on the job site.
- Mounts in a 3/8" drill motor.
- Bits easily change with 8-32 1/8" set screw.

ARC/3 SCREW/RADIUS CORNER

Cat. #	Hinge Size	Corner Type
CST35	3-1/2"	5/8" R



ARC/4 SCREW/SQUARE CORNER

Cat. #	Hinge Size	Corner Type
CST4	4"	SQ.
CST45	4-1/2"	SQ.



CLICK'S KWIK SQUARE CORNER DRILL

- Spring-loaded base aligns in hinge mortise for proper hole placement.
- Holes are drilled square to surface so screws go in flush.
- Use in the shop or on the job site.
- Mounts in a 3/8" drill motor.
- Bits easily change with 8-32 1/8" set screw.
- Hinge size 4-1/2"
- Square corner type

CST452

1/8" Replacement Bits for CST35

CST351

Base Plate/square corners for CST45

CST450

11/64" Replacement Bits

CST451

Shipping: 3 lbs. each

Square base standard: radius base may be special ordered. Call for pricing.



3" TO 6" HINGE BUTT TEMPLATE KIT

Mortise hinges using standard tools!

Mortise a door or jamb of any length and hinge size using standard accessories. Features spring-loaded nails that stay up prior to driving and can be removed with a claw hammer, thickness pins to mount doors to jambs without jamb stops, end gauge for each end of the template and a full-length locator with each template section. Dual rail system.

For 3 hinges 6' to 7' door and frames or 4 hinges 7' to 8' door & frame. Accommodates door thickness' 1-3/8" to 2-1/2". Kit comes equipped for 1/4"R hinges.*

Kit Includes: 4 metal hinge templates, 3 short steel rails, 2 long steel rails, Carbide-tipped router bit, Template Guide, Lock Nut, Corner Chisel, 2 Pairs of end gauge, 8 Small thumb screws, 6 large thumb screws, Hex key, Instruction sheet, Carrying case.

POR59381

Shipping: 25 lbs.



*For 5/8" R hinges, purchase the following accessories:

POR42048 1-35/64 Template Guide

POR42237 Lock nut

POR43745 1-1/4" router bit

POR43736 1/4" shank

POR43737 1/2" shank



POR42048



POR43736

POR43437 1/4"R replacement bit

POR42042 1/4"R template guide

POR800629 Replacement nails

Shipping: 1 lb. on all above

POR859715 Replacement template frame

Shipping: 3 lbs.

FOUR HINGES? 7'-8' DOORS?

Includes (1) set of 3-guide rails, (1) template section.

POR59859



DOOR & JAMB - STRIKE

Door & Jamb

2300ASR

**AUTOMATIC STRIKE ROUTER
WILL MEET THE NEEDS OF THE HIGHEST
VOLUME DOOR SHOP**



View video online!

Throughput Rate

4-5
jamb/minute

2300 STANDARD FEATURES

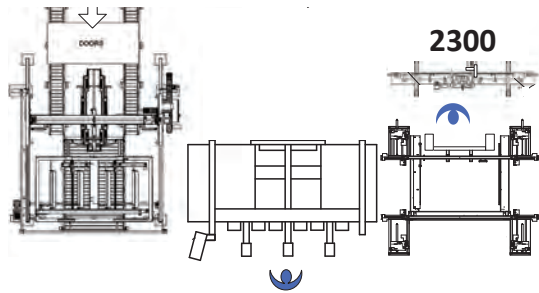
- Infinitely adjustable jamb stops
- Accommodates a variety of jamb widths and lengths
- Foot pedal operation for ease of use
- Dust collection ready
- Automation allows the operator to multi-task

2300 OPTION

- 1200 CFM vacuum (manual start)

2300 CAPABILITIES

Single or double rabbeted jambs	
Strike plate type	Full lip only
Strike plate sizes	2-1/4" to 3"
Jamb length	70" to 96"
Jamb width	2-1/2" to 10-1/2"
Jamb thickness	3/8" to 1-1/2"



Quick change jamb stops allow easy adjustments for varying door heights



Graphical control panel is easy to use and language-neutral



DOOR & JAMB - STRIKE JAMB

260MX

Door & Jamb



3-4
Pieces/min.

VERSATILE JAMB ROUTER WITH DOUBLE PREP TEMPLATE FOR INTERIOR OR EXTERIOR JAMBS, MULL POSTS, AND BALL CATCH HEADS
QUICK-CHANGE TEMPLATES; CUSTOM TEMPLATES AVAILABLE

250MX STANDARD FEATURES

- Laser alignment system included with machine
- Dual thumb switch controls for safety
- No tool change over for different jamb lengths
- Quick change for different plate thicknesses
- One full lip + deadbolt template included with machine
- All existing 250M templates can be used on the 260MX
- Ball catch stops for head jambs
- Adjustable jamb stops

250MX OPTIONS

- Dust collection vacuum
- Additional pair of ball catch stops for head jambs
- Overhead material rack
- Custom templates

250MX CAPABILITIES


Material

- Width no limit
- Length up to 9'0"
- Thickness to 2"

A sample piece of hardware or manufacturer's template drawing will be required. Allow 4 weeks for delivery.



View video online!



Extended Template:

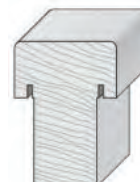

Dual-prep template design allows machining for standard (full lip) and deadbolt (no lip) strike plates without removing and repositioning the jamb.





Laser Alignment: use the laser alignment system for quick processing of non-standard mortise locations.



Preps mull posts: the 260MX processes mull posts and T-astagals up to 2" thick.



STRIKE JAMB ROUTER TEMPLATES

	Order No	Size	Radius	
 Full Lip Strike Template	9201-001	2-1/4"	5/8"	
	9202-001	2-1/4"	1/4"	
	9202-001S	Steel 2-1/4"	1/4"	
 T Strike Template	9204-001	1-1/8" x 2-3/4"	1/4"	1-1/2"
	9205-001**	1-1/4" x 4-7/8"	1/4"	3-3/8"
	9230-001	1" x 2-1/4"	1/4"	.95"
 No Lip Deadbolt Template	9206-001	1" x 2-1/4"	1/4"	
	9206-001S	Steel 1" x 2-1/4"	1/4"	
	9219-001**	1-1/8" x 2-3/4"	1/4"	
	9233-001**	1-1/4" x 3-5/8"	1/4"	

**These templates are for 1-3/4" doors only

DOOR & JAMB - STRIKE

Door & Jamb



Norfield
norfield.com • 800-824-6242
EXCLUSIVE!

TNS200 StrikeMaster Kit

Strike Master makes you the master of strike jamb routing.

This bench-mounted router fixture provides an effective and economical means of preparing jambs for strike plates, ball catches, and more. Interchangeable snap-on templates allow quick setup for different strike plates. Most strike plates require 2 templates (1 for the plate and 1 for the pocket). Works with jambs up to 7/8" thick. Backset adjustment is provided by stop knobs and fixture centerline marks.

Recommended for use with plunge router.

FEATURES

- Interchangeable snap on templates

TNS200 KIT INCLUDES

- (1) 7706-701 StrikeMaster fixture
- (1) Dewalt plunge router (DEW621)
- (1) Router bit and shank (SAF500/SAF501)
- (1) Porter Cable template guide & nut (POR42045, POR42237)
- (1) Stop kit (7709-701 right, 7709-702 left) (Templates sold separately)

SPECS

- Jambs up to 7/8" thick
- Can rout for up to 1-1/4" x 7-1/4" strikes

TNS200

FREE SHIPPING

Shipping: 26 lbs

STRIKE MASTER BASE UNIT

7706-701

Shipping: 4 lbs

(For templates, see page 23)

TNS200 StrikeMaster Procedures



1. Attach StrikeMaster to workbench. Adjust clamp pads for jamb thickness.



2. Align the jamb in the StrikeMaster using the reference line on the base plate and clamp into position.



3. Adjust the router bit depth for the plate first. Set a second plunge depth equal to the depth required for the pocket.



4. Route the plate first then the pocket. If you are machining for a T-strike pocket, the 5/8" diameter template guide must be installed on router.

Norfield
norfield.com • 800-824-6242
EXCLUSIVE!



STRIKE MASTER STOP KIT

Set your stop and go right into production!

Strike Master Stop Kit allows you to go into production without having to remeasure with every jamb. Two alternate stop positions let you switch between interior and exterior door jambs with ease.

Includes rails and stops for both sides.

MFG100



FREE FREIGHT
on most orders over \$400*

Templaco nail on strike templates will create the finished mortise for the strike plate.



STRIKE PLATE MORTISING TEMPLATES

Cat. #	Strike Plate Size
TEM146	1" x 2-1/4" Full Lip
TEM151	1-1/8" x 2-3/4" T or Dead Bolt
TEM156	1-1/4" x 3-5/8" No Lip
TEM161	1-1/4" x 4-7/8" ASA "T"

REPLACEMENT NAIL ASSEMBLY

Includes 2 nail assemblies and attaching nuts

TEM1592

Shipping: 1 lb each

BRASS ROUTER TEMPLATE GUIDE & NUT

TEMTG-1 5/8" OUTSIDE DIA.

Shipping: 1 lb



DOOR & JAMB - STRIKE



MULTI-STRIKE

This tack-on template will produce 4 finish strike mortise sizes for the most popular residential locksets. Included on a single 16" carrier is 1" x 2-1/4" deadbolt, 1" x 2-1/4" Full Lip, 1-1/8" x 2 3/4" "T" and a 1-1/8" x 2-3/4" deadbolt. Supplied with two centering locators. Use a 1/2" cutter and a 5/8" outside diameter router template guide on your router for this template.

TEM400

Shipping: 2 lbs



MULTI-LATCH

This tack-on template will produce 3 finish latch mortise sizes for the most popular residential locksets. Included on a single 12" carrier is 1" x 2-1/4", 1-1/16" x 2-1/4" and 1-1/8" x 2-1/4". Supplied with two locators. Use a 1/2" cutter and a 5/8" outside diameter router template guide on your router for this template.

TEM300

Shipping: 1 lb



ROUTER TEMPLATE - F/ASA STRIKE PLATE

Router template designed to route standard 4-7/8" ASA strike opening in wood jambs to complete mortise lock installation. Scribe lines in template insures proper alignment. Template mounts to door jamb with two self drilling screws (supplied) through hardened bushings in template. Requires the use of a router equipped with a 5/8" outside diameter guide and a 1/2" flat bottom router bit. Machined from 6061-T6 aluminum.

MAJ41SP6



Safely prep jambs for weatherstripping with this special kerfing system.

This table mounted system uses a heavy duty router with a unique router bit to cut back the stop and at the same time make the weatherstripping kerf.

- Inventory can be reduced because you can stock fewer jambs
- Reduce labor costs because it is always ready to go
- Increase your shop safety by using the right tool designed for the job... no more creative and dangerous methods of kerfing for weatherstripping
- One-pass operation
- Easy to use, easily adjusts for 1-3/8" & 1-3/4" jambs
- Built in safety guard
- Spring-loaded guides keep the jamb against the fence
- Unique router bit for cutting down stop and slotting jambs
- 1-1/4" maximum jamb thickness

Unit Includes:

- Weatherizer fixture and instructions
- 3-1/4 HP Porter-Cable router motor (POR7519)
- Custom-made router bit (SAF254)

WEATHERIZER

MFG77500

FREE SHIPPING

Shipping: 37 lbs.

ROUTER BIT FOR WEATHERIZER

Kerf is 1/8" wide, 3/8" deep, 1/2" dia. shank

SAF254

Shipping: 1 lb



Special stepped cutter cuts backstop and makes kerf in one pass.

DOOR & JAMB - MULTIPOINT

Door & Jamb



The end stop can be adjusted for different header clearances



Centerline pointer aligns with scale for positioning fixtures

Multipoint Lock Installation Fixture

This fixture is a companion to the MFG400 to prep doors for many of the multipoint locks. The MFG400 makes the Eurogroove and this fixture makes the lock pockets and function holes. The multipoint fixture consists of three base units attached to a master index bar. The master index bar has an adjustable end stop to reference from the top or the bottom of the door and a scale for accurately positioning the base units for different lock body locations. Interchangeable snap-on templates on each base unit allow machining of lock pockets and function holes. The base units will accept a variety of templates to suit different types of hardware. The base units have reference blocks that align the template with the Eurogroove. Self-centering clamps on the base units securely hold them in position. The backset location of the function holes is adjustable. A plunge router with a template guide is used to mortise the pockets and function holes.

- This fixture is a companion to the MFG400 to prep doors for many of the multipoint locks.
- Interchangeable templates snap-on to each base unit.
- Index bar with scale provides accurate template positioning for doors up to 8ft.
- Index from the top or the bottom of the door.
- A plunge router with a 13/16" template guide is used to mortise the pockets and function holes.
- Alignment blocks index templates with Eurogroove.
- Door to door change-over time under one minute.
- Works on pre-finished and unfinished doors.
- Templates and alignment blocks sold separately. Call for details

7540-702



MULTI POINT KIT:

- Multi Point Fixture (7540-702)
 - Carbide Tipped Cutter (300-150)
 - Template Guide, 13/16" (NOR62949)
 - Lock Nut (POR42237)
 - 2-1/4 HP Router (POR893PK)
- (Templates sold separately)*

TNS600

FREE SHIPPING

MFG400 Multipoint Mortiser Set Eurogroove Fixture

MULTI-POINT PREP FINALLY MADE EASY!

Make a eurogroove in a single pass!

This unique fixture, in conjunction with a eurogroove bit (sold separately pg 19), quickly and efficiently enables you to mortise the eurogroove in one pass. This is specifically designed to guide a router for the mortising of a "stepped" eurogroove required for the installation of most multipoint locking systems. Easily adjusts for door thicknesses up to 2-3/4".



[View video online!](#)



FEATURES

- Adjustable fixture guides router for the installation of the eurogroove in a door edge.
- Uses stepped bit (pg 19) for quick, one-pass cut.
- Includes Porter-Cable 1-1/2 HP Router

BENEFITS

- Quickly and efficiently mortises eurogrooves in one pass

MFG400 KIT INCLUDES

- (1) POR690 1-3/4 HP router
- (1) 7702-702 fixture

SPECS

- Use for 1-3/4" & 2-1/4" doors
- Adjustable for doors as thin as 3/4" and thick as 3-1/2"
- Maximum depth is 3-3/4"

Use Eurogroove bits on page 19

MULTIPOINT MORTISER SET

MFG400

FREE SHIPPING

MULTIPOINT MORTISER

7702-702

(fixture only, no router)


STYLIZER STOP If you don't want the eurogroove to extend the full length of door, the Stylizer Stop can be used to achieve accurate positioning of the Stylizer 2 unit. Maximum door thickness 2-3/4".

7650-100 Shipping: 4 lbs.

MFG400 MasterLine Multipoint Mortiser Procedures



1. Mount your router to the guide plate, install the mortising bit and set it to the proper depth.



2. Attach the fences. The guide marks help to center the MFG400 on the door and to setup the fences parallel to each other.



3. Center the MFG400 to the door and align both ends of the movable fence with the door and tighten.



4. Mortise with a plunge cut, or start at the end of the door. Continue along the door until you get the desired prep point.

DOOR & JAMB - STRIKE

Door & Jamb

EXTRA-HEAVY DUTY LOCK MORTISER

Cut lock boxes up to 4-3/4" deep.

We all know how labor-intensive cutting mortises for a door box lock can be when you don't have the proper equipment. Here's one tool that can help you keep ahead of the work flow. This tool is fully adjustable for cutting mortises in varying sizes up to 7" long, 1-1/4" wide and 4-3/4" deep, and accommodates door thicknesses of up to 4-1/2".


- 11 Amp, 27,500 rpm motor producing 1-3/4 Peak HP
- Mounts to door in seconds
- Automatically centers cutter on door edge
- Adjustable height rod for repetitive mortise cuts

INCLUDES:

- Modified Motor #690
- Height Rod Assembly 4 each #804960 rods (1 each 800203 stop, and 1 each 800204 nut)
- Wrench #692677
- 3/4" Bit #43703
- 1" Bit #43704
- Allen wrench #48245
- Operating manual
- POR513** **FREE SHIPPING**
- Shipping: 34 lbs.

CARBIDE-TIPPED ROUTER BITS FOR LOCK MORTISER (POR513)

- POR43698 5/8"
- POR43703 3/4"
- POR43700 13/16"
- POR43701 7/8"
- POR43702 15/16"
- POR43704 1"
- POR43699 1-1/8"
- POR43745 1-1/4"



FREE FREIGHT on most orders over \$400*

Attach mortise bit, adjust unit for lock height and depth and just turn the handle. Door must be in vertical position.

LOCK FACE TEMPLATE COMPLETES THE PROCESS

Use to quickly rout lock faces on doors after the mortise for the box lock has been completed. Automatically self-centering and self-beveling. Includes Template, 42024 Template Guide & Operating Manual. (Maximum Mortise 1-1/2" x 8-1/2".)

POR517 Shipping: 4 lbs.

5/8" DIA BIT X 1/4" SHANK, Required
POR43440



Quickly rout lock faces on doors after the deep mortise for the lock is completed.

SAVE ON KIT!

Includes both POR513 and POR517 (left), plus choose 6 of the eight router bits above and the POR43440 bit,

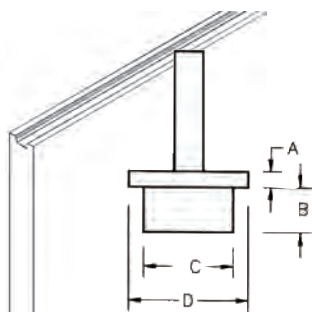
TNS513

EUROGROOVE STEPPED BITS

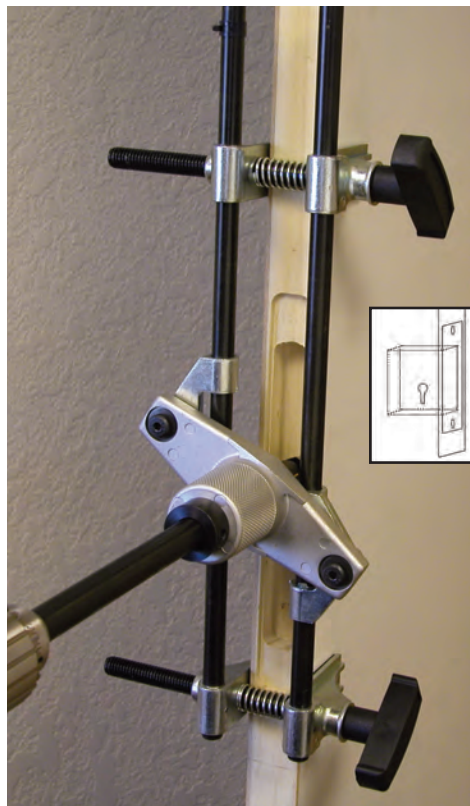


Shipping: 1 lb. each

Make the eurogroove in one pass with Multipoint Mortiser.



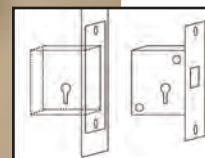
Cat. #	MFG.	A	B	C	D
NOR751	Schlegel	.125	.250	.750	1.00
NOR757	Truth	.125	.406	.563	.800
NOR755	GU & Lockmaster	.098	.374	.492	.650
NOR756	Roto-Frank	.098	.359	.484	.630
NOR753	Hoppe	.125	.367	.500	.630
NOR758	Winkhaus	.098	.366	.480	.795
NOR759	Winkhaus	.188	.366	.480	.638
NOR760	Paddock	.118	.512	.473	.630



FOR WOOD OR ALUMINUM

Deep lock mortise in under 5 minutes!

In order to cut mortising time to a minimum, this fixture incorporates unique quick-change cutters which allow the cutters to be changed in seconds, without removing the fixture from the door.



The mortise hole is automatically centered on the door and accurate results are obtained every time. Pocket width is determined by cutter diameter. Mortise up to 6" deep x 10" long. Includes: 7/8", 1" and 1-1/4" diameter bits.

PRO100
FREE SHIPPING
Shipping: 11 lbs.

DOOR & JAMB - STRIKE

TNS4001 DoorTech RTS-4 Door Edge Template Kit



* Not designed for use with T-Astragals

⊗ interior
⊗ exterior
10" plate
1" to 2-1/4" door

Mortise strike plates, flushbolts, pivots, hinges, latch mortises, ball catches, roller latches and more!

This complete Router Template System is ideal for commercial, residential and architectural work when flexibility in job requirements is a priority. The holder attaches to the edge of the door and, by adding the template you desire, will help you quickly and accurately mortise just about anything.

Changing patterns is as easy as snapping on a different template; copies of the most commonly used templates are included in a binder, as well as is a cross-reference of manufacturer's part numbers and the Norfield part numbers.

This self-centering system has wood shoulders so your door will "finish" perfect, time after time. Each mortise pattern has its own precisely machined and clearly labeled template that locates accurately on the base unit with a quick snap-in action. If you perform one or more of the mortises mentioned here, this unique template system will pay for itself in no time!

HOW TO ORDER TEMPLATES
Templates are custom made to match manufacturer's hardware.
Call 1-800-824-6242 to order

COMPLETE ROUTER TEMPLATE SYSTEM IS IDEAL FOR MULTIPLE TASKS

FEATURES

- Changing patterns is as easy as snapping on a different template
- When used with a dedicated router no adjustment to the router is required for different thickness hardware. The mortise depth is determined by the template thickness
- Works with square or up to 3° bevel doors

BENEFITS

- Works for commercial, residential and architectural work

Fixture Only DOR4001

FREE SHIPPING Shipping: 15 lbs.

TNS4001 KIT INCLUDES

- (1) DOR4001 RTS4 fixture
- (1) 9901-013 template guide
- (2) POR42237 guide bushing nut
- (1) DOR750 carbide router bit
- (1) SAF50 1/2" arbor
- (1) FST2072 plunge router bit
- (1) POR690 1-3/4" HP router
- (1) DEW621 2HP plunge router
- (1) NOR62949 13/16" guide bushing

SPECS

Door thickness: 1" to 2-1/4"
Maximum depth cut: 2-1/4"
Maximum mortise length: 10"

TNS4001

FREE SHIPPING Shipping: 15 lbs.


Partial listing of the hardware mfg. we make templates for.

- A-1 Security	- Engert	- Kwikset	- Multi-Lock
- Adams Rite	- E.S.P.	- LCN Door	- National
- Adesco Safe	- Exit Security	- Close	- Cabinet
- Alarm Lock	- Falcon	- Locknetics	- Lock
- American	- Framon Mfg	- Lori Lock	- Olympus
- Lock	- Folger	- Major Mfg	- Panef
- Amsec	- Adam	- Marks	- Pemko
- Arrow Lock	- GU	- Mas Ham-ilton	- Perry Black-burne
- Asp	- H.E.S.	- Master	- Russwin
- Assa	- Hoppe	- Locks	- Weiser Lock
- Bommer	- HPS	- Miwa/Slide	- Vingcard
- Cal Royal	- Hudson	- I.E.I	- Von Duprin
- Codelocks	- Gard	- Ilco-Unican	- Yale Lock
- Corbin	- Monarch	- Hardware	
- Don-Jo Mfg.	- KSP		


DoorTech RTS-4 Latch Plate Procedure



1. Center the RTS-4 where the latch plate is to be installed on the edge of the door. Snap in the template.



2. Use the plunge router to machine the latch hole. Then replace the template with the latch plate template.




3. Mortise the latch plate. Your door is now prepped for the latch plate.

DoorTech RTS-4 Extended Flushbolt Procedure



1. Position the RTS-4 so your center scribe aligns to where you would like the extended flushbolt. Tighten the handles.



2. Snap on the proper pocket template. Use a plunge router to rout the pocket.



3. Snap on the faceplate template, mortise the faceplate. Use the MFG50 (pg 31) and install the extended flushbolt hardware.

Templates sold separately, call to order templates. The number of templates required varies based on each application (usually 1-4 are needed)

DOOR & JAMB - STRIKE

MOUNT ANY LOCK EVER MADE! INCHES OR METRIC!


Finally, a lock mortiser that can adjust to any dimension in both a horizontal or a vertical position!

Specially designed for quick, precise mortising on doors that have already been hung without damaging the surface. Rapid measurement adjustments permit multiple mortises to be made in record time. And, if you need to make a series of mortises on unhung doors, you will finally be able to work horizontally. *No other lock mortiser can do this!*

For mortising grooved doors or those with overlap, there is an adjustment system that centers the machine precisely. Bits are easily interchangeable, as they use the same tool-holding shaft. Includes a 1" diameter lock mortising bit, a locking bar to make mortises on several doors at the same height, rubber protectors for delicate jobs, a dust collector connection with a universal dust collector port.

1600395

Shipping: 20 lbs. Free carrying case included.
Drop shipped and is not part of our Free Freight offer.



Specifications

Input power: 1,100 W, 1.5HP
Max. bit ø: 1-1/4" (30 mm)
Max mortising depth: 0-5" (0-125 mm)
Max. mortising length: 0-7" + Bit diameter (177mm + bit ø)
Max. clamp vise opening: 7-1/2" (190 mm)
No-load speed: 23,000 rounds per minute



CLAMP EXTENSION

Clamps VIR16S pocket mortiser onto either end of the door.

VIR1645287

Shipping: 5 lbs.



REFERENCE GUIDE

Drilling guide for the handle and key cylinder when using the clamp extension.

VIR1645288

Shipping: 5.5 lbs.



REPLACEMENT SHAFT

1645613

Shipping: 1/4 lbs.



Mortising Bits

Cat. #	Bit Size	Shank Size
1640127	16mm	
1640150	17mm	
1640128	18mm	
1640129	21mm	
1640130	23mm	
1640131	25mm	
1640132	30mm	
1640138	SET: 18, 21, 23, 25 & 30mm	
1640177	5/8"	1/4"
1640187	3/4"	1/4"
1640178	7/8"	1/4"
1640179	1"	1/4"
1640180	1-1/4"	1/4"
1640181	1-1/8"	1/4"

LOCK MORTISING TEMPLATE HOLDER

The lock mortising template holder is designed for making front and lateral recesses for any kind of lock on doors and frames. Designed for use with router VIR66 for making recesses for locks that open with magnetic anti-panic cards and special opening devices. The exclusive attachment system utilizes clamp vises that allow you to mortise doors that have already been hung without damaging the surface. The secure, reliable grip lets you work horizontally. Template includes a height bar which allows you to make identical recesses on several doors at the same height, with no need to readjust the lock mortising template holder.

VIR16K

Shipping: 22 lbs.

Templates are a special order item, please allow 2 months to process order.



A locking bar can be placed at a fixed height for multiple doors of the same height.



For magnetic card locks, anti-panic locks and other special kind of locks.



DOOR & JAMB - STRIKE & EDGE

Bits and Spare parts for the Virutex 1600395 FC16U Heavy Duty Pocket Mortiser



1025105- Knob M 8 X 35MM	1322078- Lock nut	1606222- Support
1606223- Support	1622210- Reg. Screw	1622230- Centering collar
1622231- Rod	1622232- Shaft	1622326- Bit Converter
1623223- Pawl	1626100- Spring	1626101- Pin Spring
1627109- Chuck Collet D 10	1640127- 16mm Metric mortising bit	1640128- 18mm Metric mortising bit
1640129- 21mm mortising bit	1640130- 23mm Metric mortising bit	1640131- 25mm Metric mortising bit
1640132- 30mm Metric mortising bit	1640138- Set of 5 carbide bits	1640148- 18mm Carbide drilling bit
1640150- Metric mortising bit	1640157- 12mm metric mortising bit	1640168- 1/4" Mortising bit, 1/4" shank
1640177- 5/8" Mortising bit, 1/4" shank	1640178- 7/8" Mortising bit, 1/4" shank	1640179- 1" Mortising bit, 1/4" shank
1640180- 1-1/4" Mortising bit, 1/4" shank	1640181- 1/8" Mortising bit, 1/4" shank	1640187- 3/4" Mortising bit, 1/4" shank
1640258- 12mm Metric mortising bit	1640367- 20mm Metric mortising bit	1645266- Buffer
1645275- Buffer	1645529- Clamp Assembly	1645610- Spline Shaft for imperial bits
1645612- Spline Shaft for bits in inches	1645613- Spline Shaft modification kit	1645655- Handle assembly
1675099- Metric adaptor rod	1680026- Washer 8.2 x 20 x 2.5	1683018- Washer
1685033- Nut M. 12 left	1685034- Nut M 12 Right	1688102- Roll pin d .3 x 5
1699140- Cover	1715064- Switch	1910002- Ball Bearing, 608-ZZ 23
2404188 Bushing D.22 41	2710020- Ball bearing 6003-ZZ	4610039- Ball bearing 6004-2RS
4680057- Washer .37 x 20.2 x 2-20	6027107- Collet Nut	6488051- Spring pin D .2 x 15
6602364- Switch Safety	6602503- Switch Lever	6602504- Counter Lever
6615036- Switch	7278010- Screw M .5 x 15	8002043- AK Cord armor
8678008- Screw M 4 x 10		



Plunge depth is always important when using the Pocket Master. We recommend cutters be at least 4" OAL, i.e. WHI1073 on page 41.



MASTERLINE POCKET MASTER IDEAL FOR MULTI-POINT LOCKS AND SOSS INVISIBLE HINGES!

This unique fixture clamps to the edge of a door. With only a plunge router, you can make mortises up to 11" long, 1-1/4" wide, and 2-1/2" deep.

Mortise width is determined by a combination of bit diameter and template guide diameter. Mortise length is determined by adjustable flipper stops.

- This fixture clamps to the edge of a door and with a plunge router can be used to make mortises up to 11" long, 1-1/4" wide, and 2-1/2" deep.
- Can be used for multi-point locks and Soss Hinges!
- Mortise width is determined by a combination of bit diameter and template guide diameter (see chart below).
- Mortise length is determined by adjustable flipper stops. Three sets of stops are provided so that the unit can be set for three different lengths of pockets. This works well for lock bodies that require stepped pockets.
- The clamp is preset for 1-3/8" and 1-3/4" thick doors
- A plunge router should be used so incremental cuts are made until the desired depth is achieved.
- Cannot be used with T-astagals applied to door.

7703-701 FREE SHIPPING
Shipping: 13 lbs

If your mortise is	Cutter dia. is	Guide dia. is	Order guide #
1-1/4" wide	1/2"	5/8"	POR42045
1-1/8" wide	1/2"	3/4"	POR42024
1" wide	5/8"	1"	POR42030
7/8" wide	1/2"	1"	POR42030
3/4" wide	5/8"	1-1/4"	POR42021

DOOR & JAMB - EDGE


Door & Jamb

RTS-5 ROUTER TEMPLATE SYSTEM

This router template system is ideal for door edge prep using templates for mortising strike plates on double doors, flushbolts, pivots, hinges, latch mortises, ball catches, roller latches, security hardware, multi-point lock systems, and fire-rating plates.

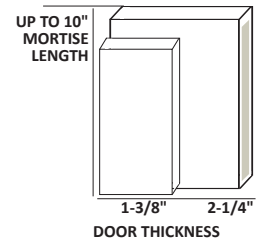

Mounts securely to a door without marking the door. Templates simply snap into place on the RTS-5 router template system. Copies of the most commonly used templates are included in a binder along with the template system.

Preparing the door for hardware will be simpler and more accurate when you use a custom template designed just for that hardware. Pressure-release clamps firmly affix the RTS-5 to the door without marring so your door will "finish" perfect every time.



Norfield
norfield.com • 800-824-6242
EXCLUSIVE!

Works with T-Astragals!



TNS4001 KIT INCLUDES

- (1) 9901-704 RTSS fixture
- (1) 9901-013 template guide
- (2) POR42237 guide bushing nut
- (1) DOR750 carbide router bit
- (1) SAF50 1/2" arbor
- (1) FST2072 Plunge router bit
- (1) POR690 1-3/4" HP router
- (1) DEW621 2HP plunge router
- (1) NOR62949 13/16" guide bushing
- (1) 17-325 RTSS manual
- (1) 17-041 RTS manual

Fixture Only 9901-704
FREE SHIPPING
Shipping: 10 lbs.

FREE FREIGHT on most orders over **\$400***

TNS5001 **FREE SHIPPING**
Order templates separately. .
Shipping: 40 lbs.

WORKS WITH SQUARE ON UP TO 3° BEVELED DOOR

Custom templates for both DoorTech and Masterline products are easy to order!

Step 1 - call 1-800-824-6242

Call Norfield at 1-800-824-6242 and let your rep know you need a custom template order placed.

Step 2 - fax 1-530-879-3140

After you have obtained the original hardware manufacturer's spec drawings, fax or email them to your rep at the number above.

Step 3 - confirm

Your sales rep may call to confirm details about your order:

- **details?** Will the template be for only one edge of the door

- **how many?** Some hardware preparations require multiple templates. Your rep will let you know how many will be required.

- **price?** While prices start at \$78.00 for each template, you can save by placing multiple orders for the same template at one time, so ask your rep about a quantity discount.

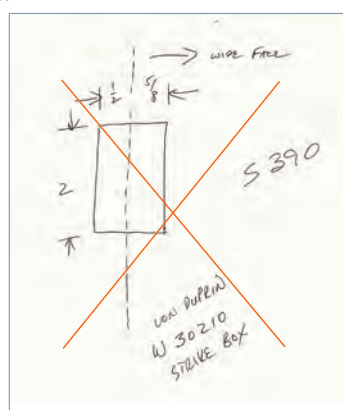
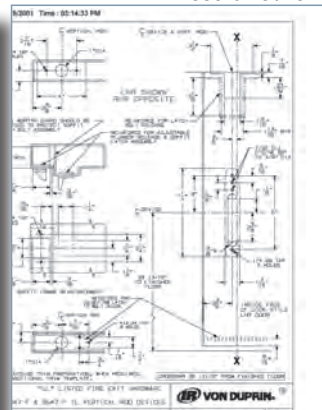
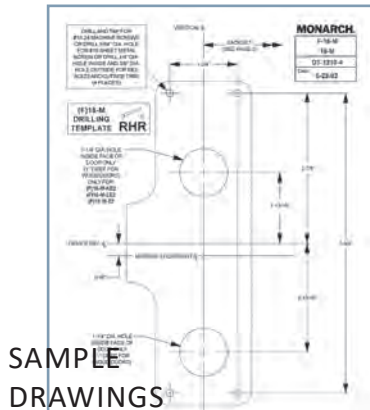
- **shipping?** Ask about our expediting service if you need it quickly.

Within seven business days, or less, your custom template will be shipped to you. We keep all template orders on record and your template will be labeled with a re-order number that you can refer to if you need another one.



Order templates for any type of hardware!

Custom templates for DoorTech and Masterline are guaranteed for workmanship and compliance with customer supplied drawings, but because of their custom nature, are not returnable



SAMPLE DRAWINGS

DOOR & JAMB - EDGE

Door & Jamb



TNS211 T-Master Kit

Perfect edge prep on inactive doors *made simple* using the T-Master.

The Norfield T-Master clamps to a door with or without a T-astragal applied, and interchangeable snap-on templates provide quick mortising for hardware. Pre-set for 1-3/8" to 1-3/4" max. door thickness. Two templates are required, one for the faceplate and the other for the latch or lock body (templates sold separately below). Ask your sales representative for details on ordering templates.



FEATURES

- Interchangeable snap on templates.
- Works on beveled doors

TNS211 KIT INCLUDES

- (1) 7707-701T-Master Fixture
 - (1) Dewalt plunge router (DEW621)
 - (1) 1/2" Diameter router bit (FST2072)
 - (1) Porter Cable template guide & nut (POR42045, POR42237)
- (Templates sold separately)*

SPECS

- Use for 1-3/8" & 1-3/4" door thickness
- Preset for 1-3/8 to 2-1/4" max door thickness

TNS211

FREE SHIPPING

T-MASTER BASE UNIT 7707-701


FREE SHIPPING

Shipping: 7 lbs
(Basic model does not include templates or accessories)

TNS211 T-Master Procedures




1. Measure from the top of the door to the centering point on the fixture.



2. Tighten or loosen the clamp knobs on the side of template to lock the fixture in place. Then snap the template in place.



3. Plunge rout twice, once for strike plate thickness and 2nd for latch pocket depth



4. Finished result.

FREE FREIGHT
on most orders over \$400*

TNS211 & TNS200 Templates



FULL-LIP STRIKE


Plate Cat. #	Pocket Cat. #	Size	Radius
7706-011	7706-012	2-1/4"	1/4"



T-STRIKE* (1/4" radius)

Plate Cat. #	Pocket Cat. #	Size	Lip
7706-013	7706-014	1-1/8" x 2-3/4"	1-1/2"
7706-023	7706-024	1-1/4" x 4-7/8"	3-3/8"

*T-Strike requires special router bit with top bearings



NO-LIP STRIKE (1/4" radius)

Plate Cat. #	Pocket Cat. #	Size
7706-009	7706-010	1" x 2-1/4"
7706-027	7706-028	1-1/8" x 2-3/4"
7706-029	7706-030	1-1/4" x 3-5/8"

The T-Master and Strike Master use the same templates for making plate and pocket mortises in either a jamb or inactive door. Plate templates and pocket templates are both required for each fixture.

For custom templates, call 1-800-824-6242. Note: All templates except T-Strike Plate Templates use a 5/8" O.D. Router Template Guide and 1/2" diameter mortising bit (to the right).



**1/2" dia-1/4" shank
SAF86**

**1/2" dia - 1/2" shank
SAF85**

Shipping: 1 lb.

DOOR & JAMB - EDGE

MFG76400 EdgeMaster



MASTERLINE EDGEMASTER

Prep doors with just a drill or a plunge router!

Quickly prep doors for ball catches, roller latches, plate mortises, and latch bores with the MasterLine Edgemaster. You can prepare doors for ball catch pockets using your drill motor with the 1" drill bit (included). Then mortise the face plate using your standard router and the supplied 1/2" dia. router bit and the 3/4" guide.

Max. door thickness: 2-3/4"

Recommended for use with the POR690 Router.

FEATURES

- Can mortise for ball catch pockets with either a drill motor or use a plunge router
- Self centering clamp system
- Template driven plate bore. Easy to change, for various plate sizes

BENEFITS

- Quickly prep doors for ball catches
- One fixture for both plate and hole
- Perfectly aligned pocket and plate mortise

MFG76400 KIT INCLUDES

- (1) 7640-701 Edgemaster fixture
- (1) 165-050 1/2" router bit
- (1) 8157-001 3/4" OD Template guide
- (1) POR42237 lock nut
- (1) 9112-001 1" x 2-1/4" faceplate template
- (1) FOR62188 1" brad point drill bit
- (1) Instructions

MFG76400

FREE SHIPPING

Shipping: 10 lbs.

MFG76400 EdgeMaster Procedure



1. Place the fixture on the door and tighten the clamp knobs.



2. Insert the 1" drill bit into the drill bushing and drill.




Finished result



3. Pull down the drill fixture and insert the faceplate template.



4. Use the 1 to 1 router setup to rout the faceplate mortise.



PLUNGE ROUTER OPTION FOR BALL CATCH POCKET:

If you prefer to use your plunge router instead of your drill motor to mortise the pocket hole, order the following additional items:

7640-009 1-3/16" dia. Router Bushing (replaces 1" drill bushing)

BOS85278 1/2" dia. Plunge Router Bit (replaces 1" drill bit)



POR42237



165-050



7640-029

REPLACEMENT COMPONENTS

Part #	Item
7640-008	1" Drill Bushing
7640-010	7/8" Drill Bushing
7640-019	3/4" Drill Bushing
7640-029	15/16" Drill Bushing
FOR62188	1" Brad Point Drill Bit
165-050	1/2" Dia. Router Bit
8157-001	Template Guide
POR42237	Template Guide Nut
9112-001	Faceplate Template

Shipping: 1 lb. each



Want to buy the fixture without the kit?
7640-701

DOOR & JAMB - BALLCATCH

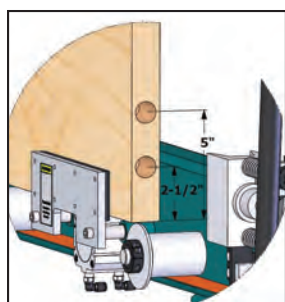
Ballcatch Machine
BALLCATCH DRILLING MADE FAST,
SAFE, & CONSISTENT
7756-800




Pneumatic door clamping secures door for precision drilling.



Self-centering mechanism enables drilling 1-3/8" to 1-3/4" thick doors with out any adjustments.



Quick change adjustment for drilling 2-1/2" to 5" from door edge.



BALLCATCH STANDARD FEATURES

- Quick change drill locator (no tools required)
- Pneumatic door clamping w/ foot valve
- Self centering drill guide (1-3/8" & 1-3/4")

BALLCATCH OPTIONS

- 650 CFM Vacuum
- FAST**- Process 2 doors a minute.
- SIMPLE**- Minimal footprint only requires 110v and 3/8" air line.

BALLCATCH CAPABILITIES

Door width 1'0" to 4'0"
 Door Height 2'0" to 9'0"
 Door thickness 1-3/8" to 1-3/4"
 Ball catch drill dia
 3/4", 7/8", 15/16", 1"
 (Includes one bit)

Electrical 115V 60hz @20 Amps
 Pneumatic less than 1.0CFM
 Floor space req. (min) 3'x 8'
 Shipping Wt. 300lbs.
 Vacuum connection 2"

REPLACEMENT BITS

CARBIDE TIPPED MULTI SPUR DRILL BITS



Cat#	Size	Shank	OAL
13-1427	3/4"	1/2"	6"
13-1428	7/8"	1/2"	6"
13-1426	15/16"	1/2"	6"
13-1425	1"	1/2"	6"
13-1435	5/8"	1/2"	6"

Throughput Rate

1-2
Doors/minute

DOOR & JAMB - BALLCATCH & EDGE


Door & Jamb

Norfield
norfield.com • 800-824-6242
EXCLUSIVE!

MFG77000 MasterLine Stylizer Set

The clean way to restile and rerail doors!

The unit consists of an adjustable fence mounted on a heavy-duty plunge router. The STYLIZER provides quick set-up and processing of a variety of preparations or modifications on interior or exterior flush doors.



[View video online!](#)

FEATURES

- Restile and rerail doors
- Customize door sizes
- Install special door hardware, concealed door bottoms or hardware stiles and rails

BENEFITS

- Repair damaged doors
- Cut next to skin on the opposite side of the door from the fence protecting the skin

MFG77000 KIT INCLUDES

- (1) Stylizer fixture (STYLIZER)
- (1) 3/4" router bit (WHI1085)
- (1) 3-1/4 HP plunge router (DEW621)

SPECS


- Maximum mortise depth is 1-1/4"
- Guide angle can be positioned on either 1-3/8" or 1-3/4" thick doors

MFG77000


FIXTURE ONLY: STYLIZER

FREE SHIPPING Shipping: 26 lbs.


MFG77000 MasterLine Stylizer Procedures



1. Place fixture on edge of door. Make one complete pass from one end of the door to the other.



2. Remove half the existing rail or stile so just the skin remains. Repeat process on the other side of the door.



3. Now the existing rail or stile is completely gone leaving just the skins behind.



4. Install rail or stile by placing wood glue on the skin and then insert your new rail or stile.



MFG77 DrillMaster

INSTALL BALL CATCHES IN A FLASH

Improve difficult cuts & save drill time!

This unique fixture is self-centering and will guide your bit to make a precise bore on any door edge. If you find the door's astragal is in the way, you'll find this fixture particularly useful. Large clamp pads are firmly secured under the T-astragal so the drill bushings can be positioned as close to the astragal as the hardware requires. One bushing included (7715-028).



DRILLMASTER
 interior
 exterior door
 1-1/4" - 2-1/4"

FEATURES

- Guides a drill bit securely in the edge of a door
- Self-centers the position of the hole on the door edge
- Stop bar included on the drill guide fixture to aid in re-producing a hole in the same location on different doors

BENEFITS

- Get perfect ball catch time after time
- Improve difficult cuts & save drill time
- Bore holes from 3/8" to 1" in diameter

MFG77 KIT INCLUDES

- (1) 7715-028 7/8" bushing
- (1) 7715-701 drill guide fixture

SPECS

Used on 1-1/4" to 2" thick doors

MFG77

FREE SHIPPING

Bits sold separately, pg 46.



Norfield
norfield.com • 800-824-6242
EXCLUSIVE!

HARDENED STEEL BUSHINGS

Part #	Size
7715-012	3/8" Bushing
7715-016	1/2" Bushing
7715-020	5/8" Bushing
7715-028	7/8" Bushing
7715-030	15/16" Bushing
7715-032	1" Bushing

MFG77 MasterLine DrillMaster Procedures



1. Measure the end of the door to the centering point on the MFG77. Then lock the fixture in place with the self-centering handle.



2. Insert your drill and bore the hole to the desired depth.
Drill bits on page 46



3. After you remove the MFG77, install the ballcatch.

DOOR & JAMB - EDGE

TREND LOCK JIG




- For most common sash mortises & dead locks, with up to 3 inch deep mortises & a 7/8 inch or 1 inch face-plate. Deeper mortises can be achieved with a suitable size of auger bit.
- Fast, clean & accurate results on doors 1 5/16 inch to 2 1/4 inch thick, even in hardwood.
- Steel plates & body.
- Includes 15/32 inch diameter 1/2 inch shank TCT router bit and 1-3/16 inch screw-on style guide bush.
- Jig requires a router with 3-1/8 inch plunge.

Includes: (1) Guide Bush Collar, (12) Face Plate Templates, (4) Mortise Templates, (1) 1/2" Shank 15/32" Dia TCT Router

Bit, (1) 1-3/16" Screw-on Style Guide Bush, (6) Spacer Fingers

Use on doors 1-5/16" to 2 1/4" thick

TRE14



NAIL-ON STRIKE & LATCH TEMPLATE

Used to rout both the strike and latch plate on doors and frames. Accommodates doors of various thickness: 1-3/8", 1-3/4", 2", 2-1/4", and 2-1/2" and both 2-1/4" and 2-3/4" strike plate sizes.

Template center marks enable quick and easy alignment. Extended template platform provides excellent router stability. Double-headed nails ensure easy removal from door and frame. Positive placement lock-in pins enable quick and secure placement of the template to the door and jamb.

Includes: Template, 3 insert pieces, 4-positive placement lock-in pins, 2 double headed nails, and bearing guided bit.

POR59375

Shipping: 1 lb.

UNIVERSAL LATCH TEMPLATE

The Universal Latch Template will accommodate eleven different length sizes on the latch faces (2-1/8", 2-1/4", 3-7/8", 4", 4-1/2", 5-1/2", 6", 6-3/8", 6-3/4", 8", 9-1/4"). Does not require interchanging guides. Can be adjusted to five different widths (3/4", 7/8", 1", 1-1/8", 1-1/4").



FREE on most orders over \$400*

DEN2



LATCH FACE MORTISING TEMPLATES

This single latch template will produce a finish mortise for the edge of the door. Includes the red plastic center locator to position the template on the edge of the door in reference to the 1" hole bored in the door edge. Don't want nail holes in your door edge? Clamp a piece of wood to the face of the door and attach the template to the wood. Use a 5/8" outside diameter router template guide on your router and a 1/2" hinge mortising bit with this template.

Cat. #	Latch Face Size
TEM121	1" x 2-1/4"
TEM126	1-1/8" x 2-1/4"
TEM131	1-1/16" x 2-1/4"



DRILL GUIDE FOR ELECTRIFIED LOCK WIRE RUN THROUGH DOOR

The drill guide provides an easy and accurate way to drill the wire raceway required for electrified locks. Simply drill from a hinge cut out to the desired location on the opposite side of the door. In most cases the door can remain mounted in the jamb, it just needs to be able to open about 100 degrees for clearance. The drill guide can be adjusted to the angle from door hinge to lock. Both drill guide and clamps are rubber lined to protect the door and provide a positive grip.

- Drill guide will drill a 1-3/4" door with a 3/8" diameter hole.
- A 48" carbide drill bit is supplied with the drill guide.
- Intended for use on non-fire rated doors only

MAJHIT-60

REPLACEMENT DRILLS FOR MAR01

3/8" X 58"

MAR02

3/8" X 48"

MAJHIT-60-3848

Shipping: 2 lbs



NEW!

DOOR & JAMB - LOCK



FOR STEEL DOORS

Use on standard 18 gauge steel doors

This tool is used to form a rectangular pocket in the edge of a hollow metal door for lock installations. Application of the tool is almost effortless. Simply drill the latch and cross-bore holes, and install the tool. A few turns with a wrench will squeeze an indentation into the door's edge.

The result is a pocket that will accept both 1" and 1-1/8" wide by 2-1/4" tall latches.

MAJMDLT1

Shipping: 3 lbs.

Specially designed to retrofit existing locks for ADA compliance, and more!

MAJ111



MAJ12



Our most versatile drill guide for retrofit jobs. The MAJ111 is a multipurpose jig used on both wooden or metal doors to retrofit cylindrical lever locks of various manufacturers. Here is the all-around tool for ADA mandated lever handle locks.

MAJ111: Arrow Sierra; Assa Brooklyn; Cal-Royal Grade 1; Corbin Russwin CL3300 & CL3900 Series; Lori 2100, 2200, 2250 Series; Marks Hardware 170, 190/195, 195/295 Series; Medeco Embassy 17 & 19 Series; NT Falcon/B Series, grade 2 & T series; grade 1; Omnilock, PDQ Spirit/all series; Sargent 10Line, grade 1, Schlage AL, grade2; Schlage Rhodes, grade 1; Yale 5300LN, grade 2 & 5400LN, grade1 and more

MAJ 111

For 1-3/8" to 2" doors with 2-3/4" backset

If you install Best cylindrical lever locks, the MAJ12 is one installation tool you'll want. Mounting the MAJ12 to the door is a breeze, and drilling perfectly positioned holes is accomplished in a matter of minutes.

MAJ12: Best 9K, grade 1

MAJ 12

For 1-3/8" to 2" doors with 2-3/4" backset

Designed to be used with Sargent 6500 series grade 2 locks as well as many imported and private labeled locks. **MAJ13:** Sargent 6500 series, grade 2

MAJ 13

For 1-3/8" to 2" doors with 2-3/4" backset



MAJ13



STRIKE PLATE MARKER

The 1-1/8" x 2-5/8" Heavy Duty Strike Plate Marker is used for marking the wood frame when mortising many standard deadbolt strike plates.

PROSM100



DEADBOLT MARKER

The 1-1/8" x 2-1/4" Heavy Duty Deadbolt Marker is used for marking the wood door when mortising many commercial deadbolt and latch face plates.

PROLM102



LIP STRIKE MARKER

The 1-3/4" x 2-1/4" Heavy Duty Lip Strike Marker is used for marking the wood door when mortising many standard deadbolt-latch strike plates.

PROSM104



LATCH MARKER

The 1" x 2-1/4" Heavy Duty Latch Marker is used for marking the wood door when mortising many standard deadbolt and latch face plates.

PROLM101



1" X 2-1/4" LATCH MORTISER

Removable steel blade that you can sharpen with your own file but also replace with a new blade when needed. Easy to use, just insert the aluminum center alignment plug into the 1" latch bore on the edge of your door, then strike the steel handle with your hammer to create the outline of the 1" x 2-1/4" latch that you are installing. Use your own hand chisel to finish the mortise in the door edge.

TEMLM001

Replacement blade **TEMLBLADE1**

DOOR & JAMB - FLUSHBOLT

MFG5600 6" Flushbolt Template



Use on:
interior doors &
exterior doors




Recommended for use with Porter-Cable 690 Router.

MASTERLINE FLUSHBOLT TEMPLATE

Use this rugged template to create flushbolts... it *will* save you time and money!

The unique design allows all cuts to be made without adjusting the router cut depth. Three separate cuts: faceplate, pocket and end. Dedicate a router to this fixture for maximum labor savings. This aluminum-cast fixture is extremely durable and consistently accurate. For use on standard 3/4" x 6" hardware only.



FEATURES

- Use with most standard T-Astragals
- Increase operator safety
- Aluminum body will not rust

BENEFITS

- Precision machining for exact hardware fit
- Portable – ideal for shop or job site
- Cuts labor dramatically
- No more damaged doors due to improper routing

MFG5600 KIT INCLUDES

- (1) 7500.00 Flush bolt template
- (1) WHI1085 router bit
- (1) POR42237 lock nut
- (1) POR42030 template guide

SPECS

For 1-3/8" to 1-3/4" doors

MFG5600

FREE SHIPPING Shipping: 10 lbs.


MFG5600 Flushbolt Template Procedures



1. Setup your router with the 3/4" bit and template follower.



2. Place MFG5600 on end of door and secure. Create a side mortise for the flushbolt faceplate. Create a top mortise for the flushbolt faceplate.



3. Opening the plate template will allow you to rout for the flush bolt pocket. Once done, remove the template and the prep is complete.

REPLACEMENT PARTS

Part #	Item
7574-001	Hinged Top Plate
7574-002	Bottom Plate
7574-003	End Plate
7570-002	Side Plate

Shipping: 2 lbs. each



REPLACEMENT ROUTER BIT WHI1085

3/4" DIA. / 1/2" SHANK



View the video
at norfield.com



Use on:
interior doors &
exterior doors

7" FLUSH BOLT FIXTURE

This fixture allows for a perfect consistent cut for 7" flush bolts in one pass. This aluminum fixture is extremely durable and preps doors for flush bolt installation with consistent accuracy. Dedicate a router to this fixture for maximum labor savings.

For use on standard 3/4" x 7" hardware only.

7500-700 Shipping: 10 lbs.

MFG7500 KIT INCLUDES

- (1) 7500-700 Flush bolt fixture
- (1) WHI1085 router bit

(1) POR42237 lock nut

- (1) POR42030 template guide
- MFG7500**

7" Flush bolt Fixture Procedures



1. Setup your router with the 3/4" bit and template follower.



2. Center the fixture on the door and secure. Run the router inside the fixture.



3. Remove the fixture and you have created a perfect flush bolt pocket.

FEATURES

- Use with most standard T-Astragals
- Increase operator safety
- Aluminium body will not rust
- Micro length adjustment for variation in hardware length

BENEFITS

- Precision machining for exact hardware fit
- Portable – ideal for shop or job site
- Cuts labor dramatically
- No more damaged doors due to improper routing.

SPECS

For 1-3/8" to 2-1/4" doors




DOOR & JAMB - FLUSHBOLT

MASTERLINE EXTENDED FLUSHBOLT DRILL GUIDE

Drill 12" accurately and quickly!

Don't risk damaging the face of your doors by drilling long holes without our catalog exclusive Extension Flushbolt Drill Fixture! Need to go longer? No problem. Remove the fixture – you've got a 12" guide hole to work with. This aluminum cast drill fixture clamps to the corner of your door to guide a 1/2" diameter auger bit for extension flushbolt rods.



FEATURES

- Drill 12" hole
- Replaceable hardened steel drill bushing to accurately guide the drill bit
- Durable and adjustable steel hand clamps

Part #	Item
BOSLT08	18" Auger bit
7708-001	Drill bushing (replacement)
FUL256	18" Brad-point drill bit
FUL48	48" Brad-point drill bit

FLUSHBOLT KIT INCLUDES:

- (1) Extended Flushbolt Fixture
- (1) FUL256 18" brad point drill
- (1) Instructions


MFG50 1-3/4" doors

MFG51 2-1/4" doors

The Extension Flushbolt Drill Fixture cannot be used with T-Astragals.
Clamp the guide to the corner of the door to make a laser-straight hole.

View the video online!
norfield.com

MFG50 Extended Flushbolt Procedures



1. Use the RTS-4 (pg 21) to mortise the pocket and faceplate.



2. Position and clamp the Extended Flushbolt Fixture to the top edge to the door.



3. Place the bit into the guide bushing and drill until the hole breaks through the pocket.



4. Install the Extended Flushbolt hardware and screw in the faceplate.




TEM602

Used to produce the finish mortise for the 'Push Rod' strike plate. These templates will produce the finish mortise on the inside of the door jamb face.

FLUSHBOLT STRIKE MORTISING TEMPLATES

Cat. #	Finished Rout Size
TEM602	1" x 6-3/4"
TEMFBGP1	1" x 2"



TEMFBGP1



FLUSHBOLT, 1" X 8 1/2" WRAP-AROUND CLAMP-ON

This template will create the 1" x 8-1/2" finish mortise and the 2" x 7-1/8" deep pocket mortise for the latching hardware on the edge of the door.

It will also do the 1" x 6-1/16" finish on the top of the door, similar to the Rockwood 2905 Self Latching Top Bolt. This is a "Wrap-Around Clamp-On" style template.

Template wraps the top of the door edge and is clamped to the door face using your clamps. This template is adjustable for door thickness. Not designed for doors with astragals attached.

Simple to use; just mortise the deep mortise to the depth required for the hardware being installed then remove the red stop and mortise the finish or shallow mortise.

TEM6028

DOOR & JAMB - LOCK

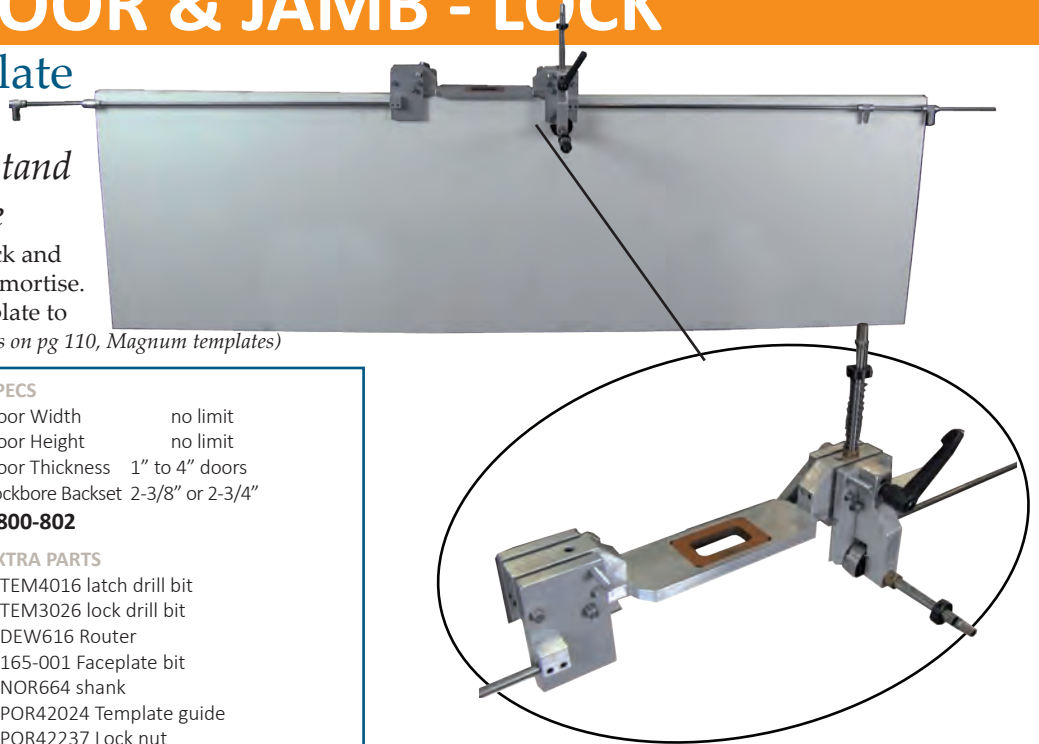
Door & Jamb

Lock Latch & Faceplate

Used with the Prehangers

Workbench, 350H, or as a stand alone door edge prep fixture

This fixture references and preps the lock and latch holes. It also mills for a face plate mortise. The fixture uses a template for the faceplate to accommodate a variety of sizes (view sizes on pg 110, *Magnum templates*)



FEATURES

- Separate reference tabs to position the lock/latch and then the faceplate mortise
- Fixture includes both the latch and lock drill as part of the fixture
- Machines the 2-1/8" lock, 1" latch hole and faceplate using a drill and fixed base router
- This fixture allows for quick change out to machines various faceplate sizes.
- Comes with one standard 1" x 2-1/4" faceplate template.
- Many other faceplate templates sizes available
- Quick release adaptor is included

SPECS

- Door Width no limit
- Door Height no limit
- Door Thickness 1" to 4" doors
- Lockbore Backset 2-3/8" or 2-3/4"

7800-802

EXTRA PARTS

- TEM4016 latch drill bit
- TEM3026 lock drill bit
- DEW616 Router
- 165-001 Faceplate bit
- NOR664 shank
- POR42024 Template guide
- POR42237 Lock nut

[View How to video online](#)

7800-802 Procedure



Simply drill the lock bore with the TEM3026 lock drill bit that is included with the fixture.



Easily drill the latch bore with the TEM4016 latch drill bit which is included in the fixture.



Finish by routing the faceplate mortises with the 1" x 2-1/4" latch template.



I had no idea what I was getting into the first day I walked through the door at Norfield. When I try explaining the pre-hung door industry to friends...well, you know. We all have to make a buck to put food on the table, but I love being a part of this strange yet essential business. I wish you all peace and prosperity in the future, and feel free to place as many orders as you would like!

Thanks, Rob

1-800-824-6242

ROBERT RHODY,
REGIONAL ACCOUNT MANAGER
EXT. 117,
robertr@norfield.com



Automatic center punch prevents drill bit "travel!"

This spring-activated punch makes a perfect dimple in the doorskin surface to keep your drill bit from traveling and scratching the door surface. It's specially designed to function perfectly for metal, fiberglass and wood doors alike. Use with all Mortise Lock Function Guides.

DOR819

Shipping: 1 lb.



DOOR & JAMB - LOCK



DOUBLE BORE MASTER

Save time on deadbolts and cylindrical locks.
Setup is quick and easy!

This unique double fixture is made from solid aluminum castings. Four (replaceable) bronze bushings guide the spur bits and produce exact bores at 90° to each other on 5-1/2" centers. This model has a fixed centerline of 5-1/2" and will bore two latch bores and two cross bore holes with the same set up. Custom centers are also available by special order.

Six magnets hold bits in place in the retracted position. For use on doors 1" to 2-1/2" and lock back spacing of 2-3/8" and 2-3/4".

TEM202 **FREE SHIPPING**
Shipping: 9 lbs.



FREE FREIGHT
on most orders over \$400*



BOREMASTER "JR."

Supplied in this kit is a door boring fixture that is adjustable from 2-3/8" to 2-3/4" backset positions and for doors from as thin as 1" to 2-1/2" thick.


Includes:

- (2) 1" x 2-1/4" mortise markers-latch & full lip strike
- (1) 1" carbide spur bit for boring edge-bore holes
- (1) 2-1/8" carbide spur bit for boring the cross-bore holes
- (1) 1-1/2" carbide spur bit for boring deadbolt holes
- 1/2" quick release drill adapter
- 1-1/2" reducer ring
- Aluminum latch bore strike center marker with a stainless steel point
- Carrying case

Order templates separately.

TEM101


Shipping: 9 lbs.



ADAPTER KIT FOR METAL AND FIBERGLASS DOORS
Pre-drill precision cross-bore and edge-bore holes in steel and fiberglass doors by installing the adapter into your BoreMaster.

- Cross bore bushing adapter
- 1/4" pilot drill, with 1/2" quick-release shank

TEMADPT
Shipping: 5 lbs.



BASIC BORE MASTER

Get the greatest holding power!

You won't ever again damage an expensive door because of fixture slippage. This fixture design is unique to the industry and is a real workhorse. It has the largest surface area contacting the door and the greatest holding power, preventing the slightest movement on the door while in use.

This clamp-on door fixture will adjust from 2-3/8" to 2-3/4" backset positions for most cylindrical locksets, and will adjust for doors from 1" to 2-1/2" thick.

Replaceable bronze bushings at both edge bore and cross bore positions maintain a perfect alignment for the boring bits.

TEMBM001

Shipping: 6 lb.

REPLACEMENT PARTS

TEMSP101	Back Plate
TEMSP104	Handle
TEMSP105	Lead Screw
TEM1904	Backset Screw pair
TEM905	Bushing, two required

DOOR & JAMB - LOCK



DRILL MASTER II

Like the larger MAJ444 Drill Master, the MAJ50 Drill Master 2 uses the same interchangeable guides for drilling latch holes. The guided multi spur tower allows the use of standard 1/2" shank spur bits or remove the tower and use hole saws from both sides of the guide as an option. The jaws are rubber padded for both a better grip and to protect the door finish. The MAJ50 has a door range from 1-3/8" to 2-3/4" with backset adjustable for both 2-3/8" and 2-3/4". Break out plates are provided for 1-1/2" and 2-1/8" hole sizes. The entire guide is machined from aluminum and anodized gray.

MAJ50



BI-METAL DOOR LOCK INSTALLATION KIT

- Compact injection molded hole saw kit box with carrying handle delivers portability and jobsite durability
- Hole saw kits include new quick-change mandrels for increased user productivity and replacement parts (including two additional Pilot Point centering bits) for increased user value
- Three trade specific configurations contain the most commonly used sizes
- Door lock kit utilizes C-clamp design with tool-free clamping and no surface damage
- Versatile design provides compatibility for the two most common backsets and door thicknesses
- Door lock kit utilizes alignment window and taller bushings to deliver accurate height placement and straight drilling
- Door lock kit includes two adjustable bushings which accept both standard backsets and both common door thicknesses, also includes a mandrel

DEW180



FOR WOOD OR METAL!

Heavy-duty boring jig gives you pinpoint accuracy!

Now, by simply turning a knob, the back-set can be changed from 2 3/8" to 2 3/4". Door range 1-1/4 to 2-3/4. Interchangeable adapters make this the ideal tool when you're using either auger bits, multi-spur bits or hole saws.

Jaws are soft-padded to protect the door surface and to ensure a firm grip. Multi-spur guide is easy to remove when you need to allow the use of holesaws for steel door installations. Available as jig only or save by buying the kit!

DrillMaster Kit includes:

- Drill Master
 - 1" Brad Point Bit
 - 2-1/8" Multi-Spur Bit
 - 3-in-1 Latch Marker
 - Strike Marker 1-1/8" X 2-3/4"
 - Quick Release Bit Adapter
 - 1" Strike Locator
 - Tool Box
- Shipping: 17 lbs
(Router not included.)



MAJ444 **FREE SHIPPING**

DRILL MASTER (Only): (Bits not included.)

MAJ44 **FREE SHIPPING** Shipping: 12 lbs.



BRAD POINT BIT, 1" **MAJ44B15** Shipping: 2 lbs.



MULTI-SPUR BIT, 2-1/8" CARBIDE TIPPED **MAJ44B22**
BREAKOUT COLLAR SET 1-1/2" & 2-1/8" (one each) **MAJ44BP2** Shipping: 1 lb.



QUICK RELEASE BIT ADAPTOR **MAJ44QR1** Shipping: 1 lb.

DOOR & JAMB - LOCK

Door & Jamb

The most important tool you'll ever own if you're retrofitting for exit devices, security cards and electronic devices.

This Face Template System makes machining for "panic" hardware a snap! The backset adjusts smoothly from 0" to 7" which makes it ideal for unilocks, flush pulls and even hospital latches. Just line up the backset centerline on the built-in ruler.

This unique system consists of an adjustable base unit and snap-on phenolic templates designed to perfectly match your hardware. The unit holds templates on both faces of the door at the same time, and tightens securely to the door with the twist of two knobs.

Each template is precisely machined and clearly labeled for accurate location on the base. Compact unit and templates make the Face Template System the right choice on the job site as well as in the shop. Excellent for VingCard, Saflok, Ilco, and many more.

COMPONENTS

Shipping: 1 lb. each

(not included in base price - templates ordered separately.)

Catalog #	Req.	Qty	Description
NOR62949	X	1	13/16" Guide Bushing
POR42237	X	1	Guide Bushing Nut
FST2072	X	1	1/2"x 4-1/2" Plunge Router Bit
POR893PK	X	1	2 HP Porter Cable Plunge Router

FACE TEMPLATE SYSTEM 1000

Order complete package and SAVE! Package includes:

- 13/16" Guide Bushing with Nut
 - 1/2"x 4-1/2" Plunge Router Bit
 - 2 HP Porter Cable Plunge Router
- Order templates separately.

TNS1000 Complete Package

FREE SHIPPING

9902-701 Base Unit Only*

FREE SHIPPING

*Base unit only—does not include templates.

Shipping: 13 lbs.

Ask us about Layout Guides for Exit and Security Hardware for Hollow Metal Doors

The base unit is designed for square and bevel-edged doors from 1" - 2-1/4" thick (infinite adjustment within this range).

TEMPLATES

Manufacturer's hardware drawings will be required to place order for templates.



In a Hurry?

You can get what you need by tomorrow! We ship UPS Over night, 2nd-day, and 3-day Select. Federal Express is also available.



ADJUSTABLE TRADE LOCK JIG IMPERIAL

Adjustable sliding inserts to allow face-plate and mortise recesses for popular size door locks to be routed.


- Fully adjustable for lock face plate length up to 10 inches.
- Quick and easy to set up using engraved lines for lock size and door sizes.
- Fast, clean & accurate results on doors even in hardwood.
- Engraved for 5/8 inch and 3/4 inch lock width and 7/8 inch and 1 inch face plate widths.
- Measuring required for other lock widths.
- Engraved on underside to allow set up for 1-3/8 inch, 1-3/4 inch, 2 inch and 2-1/8 inch door widths.
- Deeper mortises can be achieved with a suitable size of auger bit.
- Plastic laminate body with aluminium clamping bar, with clamping range 1-3/16 inch (30mm) to 3-9/64 inch (80mm).
- Includes a pair of setting blocks for specific lock widths and to aid door centering.
- Includes 15/32 inch diameter 1/2 inch shank TCT router bit and 1-3/16 inch screw-on style guide bush.
- Jig requires a router with 3-1/8 inch plunge and two quick action clamps. A 1/4-inch plunge router can be used for the face plate but will not achieve full depth of mortise.

TREULOCK

Includes



DOOR & JAMB - LOCK



PROFESSIONAL SERIES UNIVERSAL CLAMP

Designed to cut the installation time to a fraction of the traditional method of using paper templates and free-hand drilling.

- Holds the templates in full contact with the door to reduce the chances of installation errors, damage to the door finish or misalignment
- Easy to use on 1-3/4" wood or metal doors with a 2-3/4" backset or adjustable for other size doors with adapter accessories

- Made from lightweight aluminum and featuring three sure-grip knobs

PROINCLPRO

Call to purchase the IN-PRO templates needed for the installation.



Adapter for 1-3/8"x2-3/8" Doors

This Adapter is designed to adjust the Universal Clamp (PROINCLPRO) for proper alignment of an IN-series template. Compatible for 1-3/8" doors and for use on a 1-3/4" door to convert from a 2-3/4" backset to 2-3/8". Made from lightweight aluminum.


PROINCLPRO



Adapter 3-3/4" Backset

This Adapter set is designed to adjust the Universal Clamp (PROINCLPRO) for proper alignment of an IN-series template on a door with a 3-3/4" backset. Made from lightweight aluminum.

PROINEXT3




Schlage L/LE-Series PRO Templates

The Schlage L/LE-Series PRO templates prep doors for Schlage L/LE-Series locks. Made from solid aluminum, featuring steel hardened bushings and a black anodized finish.

- Includes (2) Templates shown for inside and outside door prep
- Use with the Professional Series Universal Clamp (PROINCLPRO) and Mortise Alignment and Centering Tool

PROIN50-PRO



Baldwin Trim (Mortise) PRO Templates

The Baldwin Trim PRO templates prep doors for Baldwin mortise locks and all popular handle designs. Made from solid aluminum, featuring steel hardened bushings and a black anodized finish. Includes a backset spacer for a variety of applications.

Includes (2) Templates shown for inside and outside door prep
Use with the INCL Professional Series Universal Clamp

PROIN65PRO



Backset Adapter for Baldwin Trim Template IN65

The Backset Adapter is a lightweight aluminum spacer used with the Baldwin Trim Template (PROIN65PRO) for a variety of backset applications on mortise locks.

PROIN67

BITS - LOCK & LATCH

Bits

1" INSERT BIT & ACCESSORIES

Experience the money-saving benefits of insert tooling. Each replaceable insert cutting tool includes two cutting edges allowing you to double your cutting edge capability. Replacing insert blades are less expensive than re-sharpening or re-tipping a braised-in bit, and will guarantee the width of your cut each and every time.



205-001

1" INSERT TWIST DRILL BIT NOR1730820

205-001 With Flat
205-200 Round shank



NOR1730820

1" INSERT CARBIDE REVERSIBLE REPLACEMENT BLADE

NOR1730821 (ONE BLADE)
NOR1731 (TI COATED)



1" INSERT BIT METRIC SET SCREW NOR172

1" INSERT BIT TORX WRENCH

Not included in bit purchase.

NORT10

Shipping: 1 lb. each



NORT10

CARBIDE-TIPPED BRAD POINT SPUR MACHINE DRILLS

Carbide-tipped for drilling plastics, laminates, chip core and other tough to drill materials. Eliminates tearing, and won't wander leaving a cleaner cut.



Cat. #	Size	Shank	Twist Length	Overall Length
FOR62200	1/2"	1/2"	4"	6"
FOR53100	1"	1/2"	4"	6"
FOR53104*	1"	1/2"	4"	5-15/16"
FOR53101**	1"	1/2"	4"	5-15/16"
FOR53103***	1"	1/2"	4"	5-15/16"

* Threaded Shank ** One flat on shank *** 3 Flats on shank

CARBIDE TIPPED LATCH BORING BITS

Ideal for materials that can be tough on bits.

Can be used in drilling hardwoods, fiberglass, plastics, laminates, or chip core.

Cat. #	Shank	Size	Length	Cat. #	Shank	Size	Length
TNS784	threaded	7/8"	5-7/8"	TNS15161	with flat	15/16"	6-1/4"
TNS15164	threaded	15/16"	5-7/8"	TNS11	with flat	1"	6-1/4"
TNS14	threaded	1"	5-7/8"	TNS1	round	1"	6-1/4"
TNS15	threaded	1"	5-1/2"	TNS16	threaded	1-1/16"	5-7/8"

Shipping: 1 lb. each

Reduce bit changeover time and eliminate sharpenings!

STANDARD ON
NORFIELD
MACHINERY

An insert tooling kit will save you money!

Purchase the starter kit today and you won't need to continually sharpen or buy new bits – you simply replace the raker knives and scoring spurs. Changeover is faster because you don't need to pull the bit out of the machine.

Two double-sided raker knives and scoring spurs come with the kit, so it's like getting two bits! Then, you just purchase carbide replacement knives as you need them – they come in boxes of ten. We stock all the replacement parts.



5-3/4" OAL

Kit includes:

- Insert Lock Drill Bit
- 2-1/8" Insert Lock Drill Bit
- 1/2" Round Shank or with Flat
- Double Edged Raker Knives and Scoring Spurs

Complete with:

- Center Points
- Raker Knives
- Scoring Spurs
- Spare Torx Key

2-1/8" INSERT LOCK DRILL BIT KIT

NOR77642 Flat on Shank

NOR776421 Round Shank

REPLACEMENT PARTS	
	RAKER KNIVES Box of 10 200-101 NOR7765 (Ti coated)
	SCORING SPURS Box of 10 NOR16262 NOR16263 Ti coated
	CENTER DRILL 13-686 drill, high-speed steel NOR162624 Center Point, Carbide
	SCREWS FOR 2-1/8" BIT Insert Raker Knives NOR164 Scoring Spurs NOR168 Center drill NOR161
	Torx Wrench NOR166 Shipping: 1 lb. each



BITS - LOCK BORE

Bits

LOCK & LATCH BORING BITS

Carbide-tipped bits are recommended for wood doors.

Carbide bits sometimes leave a finish so smooth that you will find it unnecessary to even sand! Tungsten carbide was chosen as the tip of preference because it provides the highest durability ratio, for the longest life, even under industrial conditions.

All bits work with Norfield machinery and most door prehanging equipment.



5-15/16" OAL

CARBIDE-TIPPED MULTI-SPUR® MACHINE BITS

- Works equally well across or with the grain.
- Excellent for boring overlapping holes or on close centers
- Multiple outlining spurs bore clean holes
- 1" and smaller carbide-tipped spur bits come with carbide on every other tip
- Available up to 4" in diameter
- Flat on shank: add \$7.50.
- 1/2" Shank

Size	Cat. #	Size	Cat. #
3/4"	FOR62779	1-1/2"	FOR1112
7/8"	FOR62780	1-5/8"	FOR1518
15/16"	FOR62781	1-5/8" flat	FOR15181
1"	FOR62782	2-1/8"	FOR1218
1-1/4"	FOR340	2-1/8" flat	FOR12181
1-1/4" flat	FOR340F	Shipping: 1 lb. each	



5-3/4" OAL



CARBIDE-TIPPED LOCK BORING BITS

Cat. #	Size
TNS1581	1-5/8" Flat
TNS1781	1-7/8" Flat
TNS218	2-1/8"
TNS2181	2-1/8" Flat
TNS2183	2-1/8" 3 Flats

Shipping: 1 lb. each



TUF3
5-3/4" OAL

3-WING CARBIDE-TIPPED BORING BIT

Works on Ruvo Machinery. Great for hardboard!

2-1/8" plug-less bit. This bit features carbide at a 30° angle—the result is clean cuts, while shavings peel away.

TUF3 Flat on shank
TUF4 Round shank

Shipping: 2 lbs each

CARBIDE-TIPPED 3-WING BIT

Bore plastic Formica™ and tempered Masonite™ as well as abrasive materials and hardwood.

	WITH FLAT	ROUND SHANK
Size	Cat. #	Cat. #
2-1/8"	FOR2181*	FOR218
1-5/8"	FOR1581*	-----
1-1/2"	FOR1121*	-----
1"	FOR570176*	FOR62832

Shipping: 1 lb. each *Works on a Magnum



13-1428

ROUND SHANK CARBIDE-TIPPED 3-WING DRILL

Designed to bore plastic Formica™ and tempered Masonite™ as well as abrasive materials and hardwoods. Also excellent for lock hole boring in wood doors.

Cat. #	Size	Overall Shank	Length
13-1427	3/4"	1/2"	6"
13-1428	7/8"	1/2"	6"
13-1426	15/16"	1/2"	6"
13-1425	1"	1/2"	6"
13-1434	5/8"	1/2"	6"

Shipping: 1 lb. each

ROUTER BIT, 1-1/4" DIAMETER, PCD COATED

Polycrystalline Diamond Coating is the most modern technology available for coating cutting tools. This tool achieves the longest tool life in the industry. With this bit you will be able to reduce your down time with fewer bit change outs. While reducing your cutting cost per cut, this tool achieves the highest process reliability and repeatability.

- 1-1/4" Cutting diameter
- 5/8" Radius
- 5/8" Cutting length
- 1/4" Shank Diameter
- PCD coated
- Double fluted

160-150



BITS - HINGE & LATCH MORTISING

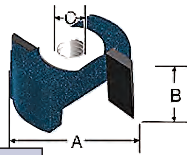
HINGE MORTISING BITS

Specify the best to get the longest bit life!

Patented micro grain carbide is designed to keep a sharp cutting edge up to 30% longer than standard micro-grains in difficult wood-working applications, resulting in less frequent bit changes, added productivity and reduced costs. Will cut entire mortise in one pass. Choose either 1/4" or 1/2" shank.

Bits

CARBIDE-TIPPED BITS



Cat. #	A Cutting Dia.	B Cutting Length	C Shank Dia.	Thread Size
160-101	1-1/4	17/32	*	5/16-24
160-120	1-1/4	17/32	*	1/4-28
165-001	1/2	1/2	*	1/4-28




*Requires shank purchased separately (to the right).

Shipping: 1 lb. each



SHANKS FOR HINGE BITS

167-000	1/4", 5/16-24 Thread, 1-5/8" OAL
167-020	1/2", 5/16-24 Thread, 1-7/8" OAL
NOR664	1/2", 1/4-28 Thread, 2-5/8" OAL



ONE PIECE BITS

Cat. #	Type	A Cutting Dia.	B Cutting Length	C Shank Dia.	OAL
165-050	Carbide	1/2	1/2	1/4	2-3/32
BOS85159	HSS	1/2	13/32	1/4	2-1/4



NORFIELD INSERT HINGE MORTISING BIT

No time for sharpening?
Simply rotate the blades!

Double-edged blades will save
you hundreds!

Use on the Norfield Magnum, 350H, 4000,
5000 or the Eagle Machines!

Now you can double the life of one blade...use the other two edges! This unique insert hinge mortising bit will save both time and money. In most cases, blades can be rotated or replaced without removing the router at all.

Tremendous cost savings!

- Use all four edges of each blade

Interested, but not sure? Try it for 60 days. If you're not satisfied with the quality of your cut, you can return the product!

Use blades on edge A until they become dull, then simply rotate 180° to use edge B!



INSERT HINGE BIT FOR 5/8" RADIUS NOR661

Requires separate purchase of 1/4-28 thread, 1/2" or 3/8" shank.

REPLACEMENT KNIVES (Reversible, pk of 10) 150-102

FST121 (ti-coated)

RECOMMENDED SHANK

(Both shanks have 1/4-28 thread)

NOR664 2-5/8" OAL, 1/2" ARBOR

NOR665 3/8" ARBOR

Other arbors available on page 41.



REPLACEMENT KIT

1 Allen wrench, 2 screws

NOR663

Shipping: 1 lb

NOR667 Setscrews



INSERT CARBIDE-TIPPED ROUTER BITS

The cutter has been designed so the insert has two cutting edges exposed - you can plunge cut! (Other sizes available).

1/2" CUT DIAMETER, 1/4" RADIUS, 1/4-28 THREAD

NOR500

150-102



REPLACEMENT KNIVES

150-102 PKG OF 10

NOR600 (Gauge holder)

NOR600



BITS - HINGE & LATCH MORTISING

ROUTER BITS

The reverse helix design solves the problem of furring on thin-faced veneers. Besides the downward shear action which ensures a clean cut in most materials, this cutter has an open throat, screw-on design, brazed in micro grain carbide, and sizes that range plus- or minus-thousandths from 1/2" to 1 1/2". The open throat allows the cutter to run cooler, thus extending the life of the carbide, and dadoes and grooves remain clean.

Please note: the open throat design is not conducive to plunge cutting. A short transverse as it drops into the material is required. If plunge cutting is required for your application, take a look at Insert Tooling, page 38.

ALL CUTTERS = 1/4-28 THREAD

Cat. #	Size
265-001	1/2"
SAF515	1/2"+.015
SAF563	9/16"+.015
SAF625	5/8
SAF640	5/8"+.015
SAF750	3/4"
SAF875	7/8"
SAF1250	1-1/4"

Shipping: 1 lb Other sizes available.



SCREW TYPE ARBORS

Cat. #	Diameter	OAL
SAF25	1/4"	1-7/8"
SAF5001	1/2"	1-3/8"
SAF50	1/2"	2-3/8"
SAF501*	1/2"	2-7/8"
SAF51	1/2"	3-1/4"

Shipping: 1 lb.



*Note: has removable bearing

HINGE MORTISING CARBIDE-TIPPED, 2-1/8" OAL



2-1/8" OAL Cat. #	Cutting Dia.	Cutting Length	Shank Dia.	Thread Size
WHI1300	1/2	3/4	1/4(one piece)	NA
WHI1301	5/8	3/4	1/4(one piece)	NA
WHI1302	3/4	3/4	1/4(one piece)	NA
WHI13351	1-1/4	1/2	*	1/4-28

*Requires shank purchased separately (see above).

Shipping: 1 lb. each

CARBIDE-TIPPED STRAIGHT BITS

1/4" Shank



Cat. #	Diameter	Cutting Length	OAL
WHI1013	1/4	3/4	2-1/4
WHI1014	1/4	1	2-1/2
WHI1022	3/8	1	2-1/2
WHI1026	1/2	1	2-1/2

Shipping: 1 lb. each Each comes with two Flutes

1/2" Shank



Cat. #	# of Flutes	Cutting Dia	Cutting Length	Overall Length
WHI1058	2	1/4	3/4	2-3/8
WHI1063	2	3/8	1-1/4	2-7/8
WHI1065	2	7/16	1-1/4	2-7/8
WHI1066	2	1/2	1	2-5/8
WHI1067	2	1/2	1-1/4	2-7/8
WHI1069	2	1/2	1-1/2	3-1/8
WHI1077	2	5/8	1-1/4	3
WHI1085	2	3/4	1-1/4	2-7/8
WHI1087	2	3/4	2	3-5/8
WHI1091	2	7/8	1-1/4	3
WHI1094	2	1	1-1/2	3
WHI1072	2	1/2	2	4-1/8
WHI1073	2	1/2	2-1/2	4-3/8

Shipping: 1 lb. each

HINGE & LATCH PLATE MORTISING CUTTERS

Carbide-tipped Double Flute



All cutters fit 1/4"-28 threaded shank.

Shipping: 1 lb. each

Cat. #	Cutting Dia.	Cutting Length	Shank Dia.	Thread Size
POR43437	1/2	9/16	1/4**	(one piece)
POR43440	5/8	9/16	1/4**	(one piece)
POR43698	5/8	17/32	*	1/4- 28
POR43703	3/4	17/32	*	1/4- 28
POR43700	13/16	17/32	*	1/4- 28
POR43701	7/8	17/32	*	1/4- 28
POR43702	15/16	17/32	*	1/4- 28
POR43704	1	17/32	*	1/4- 28
POR43699	1-1/8	17/32	*	1/4- 28
POR43745	1-1/4	17/32	*	1/4- 28

*Requires shank purchased separately (see below). **2-3/8" OAL



SHANKS



Cat. #	Arbor	Thread	OAL
167-000	1/4"	5/16-24	1-5/8"
POR43736	1/4"	1/4-28	1-5/8"
NOR665	3/8"	1/4-28	2-5/8"
167-020	1/2"	5/16-24	1-7/8"
NOR664	1/2"	1/4-28	2-5/8"
POR43737	1/2"	1/4-28	2-1/16"


BITS - CUTTERHEAD



CUTTERHEADS

For Norfield Magnum, Pro, Magnum II, 700V and Genie machines. Insert tools with 3.5° bevel. 2" is standard unless you are running 2-1/4" doors.

- 13-466** 2" cutterhead 3.5°
- 13-465** 2-1/2" cutterhead 3.5°
- 6808-025** 2-1/2" 2° cutterhead (Canadian)
- 13-924** 2" 0° bevel cutterhead
- 13-913** 2-1/2" 0° bevel cutterhead



FST51



FST60



FST30



FST50

Shipping: 1 lb. each

SOLID CARBIDE REVERSIBLE KNIVES

High quality C-4 solid carbide knives for today's demanding indexible insert tooling. Ten pieces per box. For larger quantities, call for quote.

Cat. #	Coating	Size
FST30	None	30 x 12 x 1.5mm
FST50	None	50 x 12 x 1.5mm**
FST51	Titanium	50 x 12 x 1.5mm**
FST60	None	60 x 12 x 1.5mm
FST61	Tin	60 x 12 x 1.5mm

**Used with most insert style cutterheads on Norfield prehangng machines.

CUTTERHEAD ESSENTIALS



CUTTERHEAD GIBB INSERT
6803-030



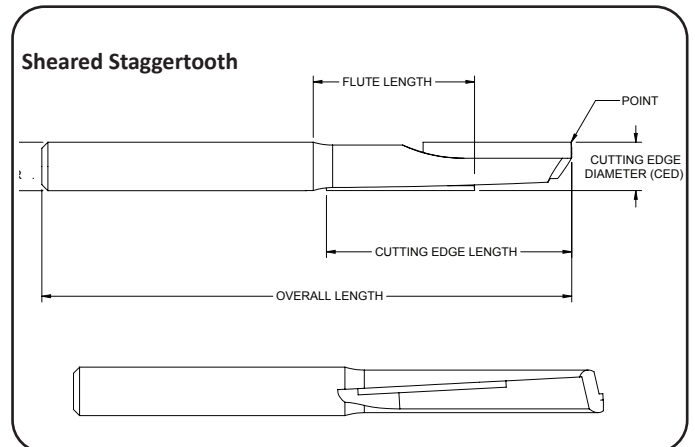
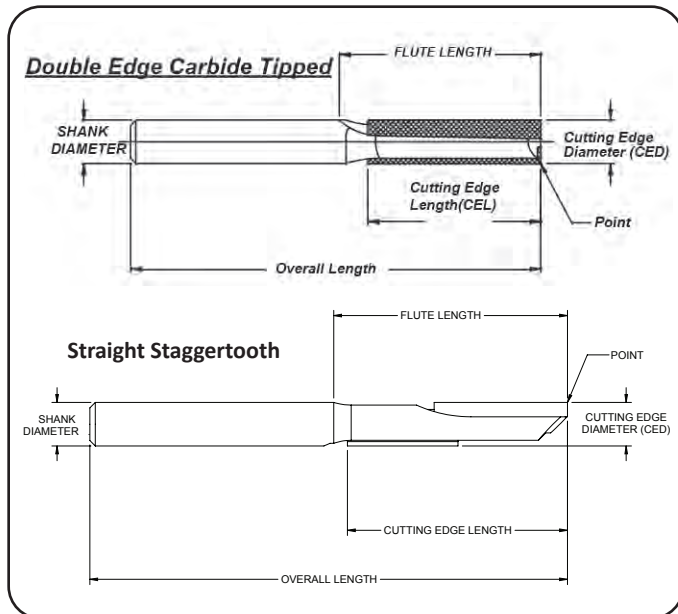
CUTTERHEAD SET SCREW
6803-027 5/16-24 x 1/2"



CUTTERHEAD V-BELTS

- 12-002** Rev Mag
- 12-244** 95 Series Mag
- 12-544** Sig & Eseries Mag

In a Hurry?
You can get what you need by tomorrow!
We ship UPS Overnite,
2nd-day, and 3-day Select.
Federal Express is also available.



What is a Stagger-tooth bit?

Stagger-tooth router bit is considered 2 flute but the cutting edge is split, staggered 180°, between the two flutes. These bits combine the speed and chip clearance of one flute bits, with the strength and balance of two flute bits.

BITS - METAL DOORLITE

Doorlite bits for routing metal doors

SINGLE FLUTE HIGH SPEED STEEL DOORLITE BITS 2-1/2" CUTTING EDGE, 1/2" SHANK



Cat. #	OAL	Shank	Helix
ONS1553	5-1/2"	round	low
ONS1554	5"	round	low
ONS1557	5-1/2"	with flat	low

ONS1554

Call for Quantity Discount

CALL FOR BLANKET PURCHASE ORDER PRICING!!



K-COATED

Cat. #	OAL	Shank	Helix
ONS15532	5-1/2"	round	low

Call for Quantity Discount



305-051

BLACK BEAUTY COMPRESSION BIT 5-1/2" OAL, 2-1/2" CUTTING EDGE, 1/2" SHANK

Cat. #	Shank	Coating
305-002	round	Ti-alum nitraide
305-051	with flat	Ti-alum nitraide

Call for Quantity Discount

These downcut bits were specially designed for making superior cuts and openings in metal-clad doors. Designed for use on special-purpose door lite Norfield machines, as well as most other brands. *Recommended speed for optimum performance: 2000 – 2500 rpm.*



305-001TIN

305-050TIN

TIN COATED

Cat. #	OAL	Shank	Helix
305-001TIN	5-1/2"	with flat	high
305-050TIN	5-1/2"	round	high
ONS15531	5-1/2"	round	low
ONS15541	5"	round	low
ONS15571	5-1/2"	with flat	low
ONS25036	5-1/2"	with flat	high
ONS25015	5-1/2"	round	high

Call for Quantity Discount

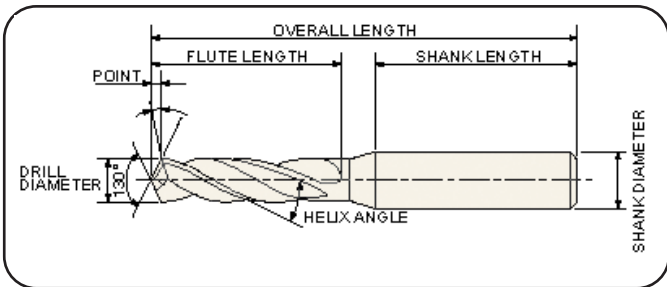
TI-ALUMINUM NITRIDE

Cat. #	OAL	Shank	Helix
ONS15533	5-1/2"	round	low
ONS15573	5-1/2"	with flat	low

Call for Quantity Discount

What is a compression bit?

Top part of the bit upcuts and the bottom part downcuts, compressing the chips into the center of the bit. Producing clean cuts on top & bottom of work piece. The Black Beauty bits are great for cutting out window openings in metal clad doors.



Types of coating

K-Coating is a silver-colored, multi-layer, multi-phase coating, developed at IVAC. Has a 10-fold life increase for K-coated drills compared to TiN coated drills, while retaining the original surface finish.

Titanium nitride (TiN) is a very hard ceramic material that can be used to coat a high-speed steel bit (usually a twist bit), extending the cutting life by three or more times. However, when the bit is sharpened the new edge will not have the benefits of the coating.

Titanium aluminum nitride (TiAlN) is a similar coating that can extend tool life five or more times.



DOUBLE FLUTE / UP-SPIRAL

For doors with extra-tough wood lock blocks, has two cutting edges, making for a more aggressive cut. For 18- 25-gauge hollow metal doors

5-1/2" OAL, 1/2" SHANK, 2-1/2" CUTTING LENGTH

Cat. #	Shank	Coating
ECC11141TI	with flat	Ti-Coated
ECC11140TI	round	Ti-Coated

Shipping: 1 lb.

Call for Quantity Discount



3800 DOOR LITE MACHINE FACEPLATE BIT

Just for the Norfield 3800 Door Lite machine.

3-1/2" OAL, 1-3/4" CUTTING EDGE, 1/2" SHANK ONS20438

Shipping: 1 lb.

BITS - WOOD DOORLITE

FOR WOOD & FIBERGLASS DOORS

Bits for Norfield, Ruvo, KVAL or any other door lite machine!

made in the USA



2-FLUTE / STRAIGHT / CARBIDE TIPPED

For precision cut outs on wood and fiberglass doors and is equally suitable for use with a hand-held router.

5-1/2" OAL, 1/2" SHANK

Cat. No.	Shank type	Cutting length
300-101	flat	2-1/2"
300-150	round	2-1/2"

Shipping: 1 lb. each

Call for Quantity Discount



STAGGERTOOTH FOR WOOD & FIBERGLASS DOORS

This opposite shear bit configuration features a down shear edge & an up shear edge. When cutting doors it pulls the chips to the center of the cut minimizing tear out.

2 FLUTES, CARBIDE TIP, 1/2" SHANK, 1/2" CUTTING DIA

Cat. No.	Shank	Coating	Cutting length	OAL
300-152	round	none	2-5/8	5"

made in the USA



STAGGERTOOTH FOR WOOD & FIBERGLASS DOORS

Two cutting edges spaced 180° apart. Provides better bit balance with excellent chip clearance. For precision cut outs on wood and fiberglass doors and is equally suitable for use with a hand-held router.

2 FLUTES, CARBIDE TIP, 1/2" SHANK, 1/2" CUTTING DIA

Cat. No.	Shank	Coating	Cutting length	OAL
WHI1203	round	none	2-1/8	4
WHI1205	round	none	2-5/8	5-1/2
300-151	round	none	2-1/2	5-1/2

CARBIDE-TIPPED STRAIGHT BITS, TWO FLUTES, PLUNGE CUTTING

Designed to give excellent smoothness of cut and balanced cutting, with minimal vibration. Positive hook angles for efficient cutting. Strong webbing and heavy cutter backing give superior bit life. Specially designed tip for fast plunge cutting.



Cat. #	Description
FST2072	1/2 dia" x 4-1/2"OAL, 1/2"shank



SOLID CARBIDE DOOR LITE BIT

Designed for cutting out door lite inserts in wood and fiberglass doors. This bit is solid carbide and not for use on metal doors.

6" OAL, 1/2" SHANK

Cat. No.	Shank type	Cutting length
305-052	round	3-1/4"

Shipping: 1 lb. each

Call for Quantity Discount

STAGGER TOOTH BIT CARBIDE-TIPPED, PLUNGE CUTTING

The production bit for cutouts. Staggered cutting flutes gives two flute balance of cut with single flute speed of cut and excellent chip clearance. Specially designed tip for fast plunge cutting.



Cat. #	A Cut Dia.	BC Flute Length	DE Shank Dia.	Shank Length	Overall Length
BOS85278	1/2	2-1/8	1/2	1-3/4	4-1/16

Shipping: 1 lb.



DOWN SPIRAL

Designed to be used where material needs to be pushed away from the router. Excellent for template cutting where downward pressure would be advantageous.

Cat. #	Cut Dia.	Flute Length	Shank Dia.	Overall Length	Flute
WHI5125	1/2	1-1/4	1/2	3	2

Shipping: 1 lb. each



WOOD AND FIBERGLASS SOLID CARBIDE COMPRESSION BIT 5-1/2" OAL, 2-1/2" CUTTING EDGE, 1/2" SHANK

This solid carbide door lite bit is a favorite of customers cutting wood and fiberglass doors using CNC or point to point machines. This tool was designed to cleanly cut the top and bottom edge on all wood and fiberglass lock sets and lite openings. This bit is not for use on steel doors.

Cat. #	Shank	Coating
300-153	round	none
300-154	round	none used on the 4900

BITS - SPECIALTY



HIGH SPEED STEEL BI-METAL HOLESAWS

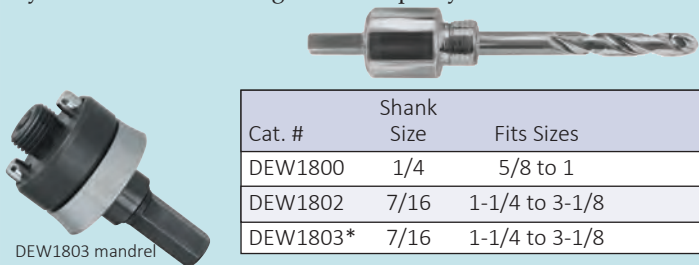
Double tooth design strengthens each tooth for longer life and improved durability. Sharper tooth geometry cuts material faster for faster drilling. Thick, hardened backing plates prevent thread stripping. Deep cut style holes saws will cut 2x material in 1 pass.

Cat. #	Hole Dia.	Use Mandrel No.
DEW180014	7/8	1800
DEW180016	1	1800
DEW180024	1-1/2	1802, 1803
DEW180034	2-1/8	1802, 1803

Other sizes available up to 4-1/4". Shipping: 1 lb. each.

HOLE SAW MANDRELS

Full range of mandrels provides versatility for use in wide range of hole saw sizes. Standard threaded and quick-change mandrels gives you a choice. 1/4" or larger chuck capacity.



Cat. #	Shank Size	Fits Sizes
DEW1800	1/4	5/8 to 1
DEW1802	7/16	1-1/4 to 3-1/8
DEW1803*	7/16	1-1/4 to 3-1/8

*Quick-change mandrels

Shipping: 1 lb. each

1/4" High Speed Steel Replacement Pilot Bit

DEW1808

Shipping: 1 lb.



ROUND OVER BITS, TWO FLUTES

CARBIDE-TIPPED BALL BEARING PILOT



WHI2000

For smooth, uniformly rounded edges. Lower depth setting produces rounded corner with decorative bead.

Cat. #	Radius	Large Diameter	Cutting Length	Shank
WHI2000	3/16"	7/8"	1/2"	1/4"
WHI2009A	5/8"	1-3/4"	1"	1/2"
WHI2001	1/4"	1"	1/2"	1/4"
WHI2003	3/8"	1-1/4"	5/8"	1/4"
WHI2010	3/4"	2"	1"	1/2"

Shipping: 1 lb.

Replacement Bearing WHI 3

TOP BEARING SLOTTING CUTTER ARBOR

1/4" SHANK

2-3/8" OVERALL LENGTH

Includes B5 Bearing for 1/2" depth of cut

WHIA200B



STEELEX® CARDED FORSTNER BITS



OAL 3-1/2", 3/8" SHANK

Cat. #	Size
WOOD1005	3/4"
WOOD1006	7/8"
WOOD1007	1"

Shipping: 1 lb. each

TAPERED DRILL BIT WITH STOP



These Tapered Drill Bits match standard screw sizes and taper to maximize the screw's holding power

WOO2816

#6 Tapered Drill Bit w/Stop

WOO2818

#8 Tapered Drill Bit w/Stop

WOO2821

#12 Tapered Drill Bit w/Stop

12 PC. DRILL DRIVE SET

- Quick & easy changes between drilling & driving
- Black oxide split point drill bits start on contact
- Quick change mechanism for easy one step loading
- Easy push forward one handed release
- Contoured finger grip for easy ergonomic use
- 5/16" shank for added durability
- Multi-cutter countersinks for superior finish



DEW30

3 PC. COUNTERSINK SET (#6, #8, #10)

- Drill, countersink and counter-bore in one step
- Four-cutter countersink and tapered drill bit provide superior speed and ideal finish
- Replacement tapered bits offered

DEW29



3-FLUTE LAMINATE FLUSH TRIMMING BIT

CARBIDE TIPPED BALL BEARING PILOT

Gives chatter-free production trimming with extra smooth flush trim cut. Compact ball bearing assembly is equipped with glue shield.

Cat. #	Cut Dia.	Flute Length	Shank Dia.	Overall Length
WHI2500	1/2	1	1/4	2-1/2

Shipping: 1 lb. each

Replacement Bearing WHI 3

BITS - SPECIALTY

SOLID CARBIDE LAMINATE TRIM BITS

1/4" cutting edge

FST5000

FST5001

Shipping: 1 lb. each

For
Laminate Trimmers...
see page 68



Flush Trimmer



7° Bevel Trimmer

48" BRAD-POINT DRILL BIT

This extra-long drill bit can be used for door preparations where an extended length is required, such as concealed door closers and electrical wire ways. Mounts in a 1/2" drill motor. Cutting length 6", 1/2" diameter & 1/2" shank.

FUL48

Shipping: 5 lbs. each.



FREE

FREIGHT

on most orders over \$400*

"ANNIHILATOR" HEAVY-DUTY AUGER BIT

17"x1/2", 5/16 hex shank, 15" twist

- Designed for boring in nail-embedded wood
- Steeper rake angle to prevent tip damage when hitting nails
- Stronger than standard auger bits
- Features hollow center twist for fast, continuous chip flow
- Resharpener single-cutter head
- 15" twist length for deep boring

BOSLT08



HOLLOW MORTISING CHISELS

For making square mortises in one stroke, and rectangular mortises with each succeeding stroke, 4" blade, 5-1/2" overall length.



Cat.#	Size	Shank dia.	Shank lgth.	Mortising length
FOR62604	3/8"	5/8"	1-1/2"	3-1/4"

GENERAL PURPOSE JOBBERS LENGTH STRAIGHT SHANK TWIST DRILLS

118° POINT • QUALITY HIGH SPEED STEEL:

Longer life than carbon steel!



Cat. #	Dia.	Decimal Equiv.	OAL	Approx. Length of Twist
FOR62503	1/8"	.1250"	2-3/4"	1-5/8"
FOR62504	9/64"	.1406"	2-7/8"	1-3/4"
FOR62507	3/16"	.1875"	3-1/2"	2-5/16"

Shipping: 1 lb. each

BRAD POINT SPUR DRILLS

1/2" Shank. M2 High Speed Steel.

Widely used for cross-grain boring and other work requiring smooth, accurate holes. Head, twist and shank are ground after hardening for accuracy. Two outlining spurs cut in advance of the chip lifter.



Cat. #	Size	Twist		
		Shank Length	OAL	
FOR62181	9/16"	1/2"	4"	6"
FOR62186	7/8"	1/2"	4"	6"
FOR62187	15/16"	1/2"	4"	6"
FOR62188	1"	1/2"	4"	6"

CAN BE USED ON BALLCATCH PG 25

Shipping: 1 lb. each

HIGH-SPEED STEEL STRAIGHT SHANK CENTER DRILL

For use with adjustable countersinks and counter-bores.



Cat.#	Drill & Shank Size	Twist Length.	Overall Length.
FOR62427	1/8"	2-1/4"	6"

Shipping: 1 lb. each

STRAIGHT SHANK CENTER DRILLS

Use center drills for short countersinks. Shank is same diameter as drill. 2-1/4" twist length, 4-1/2" overall length. **High Speed Steel**



Cat. #	Drill & Shank Size	Twist Length	Overall Length
FOR62451	1/8"	2-1/4"	4-1/2"
FOR62454	11/64"	2-1/4"	4-1/2"
FOR62455	3/16"	2-1/4"	4-1/2"

Shipping: 1 lb. each

BITS - BORING



SELF-CENTERING HINGE BITS

For metal, wood or plastic. Avoid splitting out hardwoods by pre-drilling your screw holes. Self-centering bit assures a centered hole each time.

Cat. #	Description
VIC14	#14 (13/64" for #14 screws)
VIC12	#12 (11/64" for #12 screws)
VIC9	#9 (9/64" for #8, 9, 10 screws)
VIC5	#5 (7/64" for #5, 6 screws)
VIC3	#3 (5/64" for #3 screws)

Shipping: 1 lb. each



TAPERED REPLACEMENT BIT

FUL201 for VIC9 Bit

REPLACEMENT KIT

TNS9 Includes one VIC90, one spring for use with #9 only



REPLACEMENT DRILLS

VIC140 #14

VIC90 #9

VIC120 #12

VIC50 #5

Shipping: 1 lb. each



REPLACEMENT SPRING

VB9-SPRING

Shipping: 1 lb.



FACE FRAME BIT

Fits Norfield, Unique, Ritter & Evans Face Frame Machines. Can also be used in drill presses. Complete carbide tipped assembly. 4-1/2" OAL.


FOR12931



PILOT DRILL ONLY

FOR62357

Shipping: 1 lb. each



4-CORNER SQUARE

You'll never need to use your hand tools or saw again to make clean corners!

This ingenious device is designed to square the corners in wood panels or doors which have been routed for glass or louvres. It's a fast and accurate way to use the power of an air driven chisel to achieve complete precision.

Simply locate the legs into the corners and activate the button. Any operator, or any skill level, will be able to square four corners in an opening within 10 to 15 seconds without any tears or splinters.

FREE on most orders over **\$400***

SUC65

FREE SHIPPING



SUC38

Replacement chisel

SPECIFICATIONS

Maximum Door Thickness2"
Maximum Radius3/8"
Operating Pressure .85/95-150 psi
Ship Wt.....26 lbs.

INCLUDES

25' re-coil air hose
air pressure gauge and air filter
lubricating unit



PRE1100-018



PRE1100-018A

PRE1100-018 1/4" radius bit

PRE1100-018A 5/8" radius bit with 1/2" shank

ADJUSTABLE COUNTERSINKS

Beveled head countersinks for flat-head wood screws. Socket set screw holds countersink firmly in place. Center drills not included.

Shipping: 1 lb. each

Cat. #	Countersink Drive	Drill Sizes
FOR62326	3/8"	3/16"
FOR62327	1/2"	1/8"
FOR62329	1/2"	5/32"
FOR62331	1/2"	3/16"



CARBIDE-TIPPED THREE FLUTE SLOTTING CUTTERS

Used to make slots for "T" molding and weather stripping. 3 wings for extra strength and long life.



Cat. #	Cutter Dia.	Kerf Fractional	Arbor Hole	Kerf Decimal
WHI6700A	1-7/8	1/16	5/16	.062
WHI6703A	1-7/8	3/32	5/16	.094
WHI6705A	1-7/8	1/8	5/16	.125

Shipping: 1 lb. each

BITS - CORNER CHISELS

Bits




This air-driven chisel accurately cuts corners square or radii with *one* pull of the trigger!!

PNEUMATIC CORNER CHISEL FOR 1/4" OR 5/8" RADIUS

Effortlessly square the corners in hinge, strike, latch and fire rating plate recesses which have been routed by a previous operation.

- Operating air pressure, 60–125 lbs., depending on hardness of material
- The nose or blade guide may be rotated 360, independent of the body or handle, permitting the gun to be held in a normal operating position at all times

SUC70	Squares 1/4" radius	FREE SHIPPING
SUC70X	Squares 5/8" radius	FREE SHIPPING
SUC70XR	Converts 5/8" to 1/4"	FREE SHIPPING



REPLACEMENT CHISELS

SUC13	1/4" Square replacement chisel
SUC13X	5/8" Square replacement chisel
SUC13XR	SUC70XR Replacement chisel


Shipping: 1 lb.

SINGLE CORNER CHISEL FOR SQUARING OUT 1/4" RADIUS CORNERS

Aluminum body. Can also be used for strike and latch plates

TEMCC1

Shipping: 3 lbs.



Spring-loaded corner chisel for hinge application.



90° CORNER CHISEL


Square off a radial corner with a swift tap!

If you value precision and are looking for a portable solution, you'll appreciate this simple tool. Tap the corner chisel into the radial corners where you have trimmed recesses for hinges. It will leave a clean 90° corner. The corner chisel will cut radii up to 5/8" and to a cutting depth of 1/4".

VIRC29M

Shipping: 3 lbs

TWO SIDED REPLACEMENT CHISEL VIR2902 set of 2



DOOR LATCH MORTISE TOOL

- Outline blade for a clean, accurate professional installation.
- Preset depth for precise flush mounting.
- Clear Visibility for accurate placement.
- Guide post matches 1" door edge bore for simple placement.
- Mortise blade for clean trimming of strike plate area.
- Body matches both common door widths for additional alignment.
- Eliminates : Guesswork and uneven material removal.
- Protects delicate door edges.

NOR6575



5/8" CORNER CHISEL TURN ROUTERED HINGE MORTISES INTO SQUARE CORNER MORTISES

- Reinforced plastic body.
- Spring-loaded corner chisel for hinge application.

W0058

Shipping: 1 lb. each



BITS - CORNER CHISELS

Bits



Radius latch faceplate

2-1/4" LATCH DOUBLE CORNER CHISEL

Use this sturdy double corner chisel for squaring out both 1/4" and 5/8" radius hinge and strike plate mortises... it will save you both time and money! A Norfield double radius chisel is also available to convert a 5/8" radius to a 1/4" radius. Other sizes available.

7564-710



REPLACEMENT CHISEL
7564-004



REPLACEMENT CHISEL
1/4" RADIUS
7564-026

Before




After



SINGLE CORNER CHISEL, CONVERTS 5/8" TO 1/4" RADIUS

Use this sturdy single corner chisel to convert 5/8" radius to 1/4" radius. It will save you both time and money! Also available in double corner chisel sizes.

7564-711




Convert 5/8" radius to 1/4" radius!

DOUBLE RADIUS CHISEL FOR MAKING 1/4" RADIUS CORNERS

- 7564-707 3" HINGE
- 7564-704 3-1/2" HINGE
- 7564-703 4" HINGE
- 7564-705 4-1/2" HINGE

Shipping: 2 lbs. each




Norfield manufactures this sturdy
double corner chisel!

For squaring out both 1/4" & 5/8" radius hinge mortises.

- 7564-701 3-1/2" HINGE
- 7564-700 4" HINGE
- 7564-702 4-1/2" HINGE

Other sizes available
Shipping: 2 lbs. each



Before



After

FREE on most orders over \$400*



Before



After



REPLACEMENT CHISEL
1/4" RADIUS
7564-026

NOT FOR
SQUARE CORNER
APPLICATIONS



UNIVERSAL REPLACEMENT CHISEL
7564-004

FOR SQUARE
CORNER
APPLICATIONS



REPLACEMENT SPRING FOR ALL CHISELS
22-043 #524 Lane Spring

JIGSAWS & DADO SET

PORTER-CABLE JIGSAW BLADES

Specially designed for Porter-Cable bayonet saws - unique hook design locks blade in place. Porter-Cable commercial grade and industrial bayonet saw blades will handle every cutting job; from intricate internal or external curve cutting, to plain straight cutting on all types of material.

CUTTING BLADE DEPTH USING

Model	7548, 648, 7348, 7648	548	348 (4380)	Blade Lgth. In.	Teeth Per In.	Blade Width In.	Recommended Use	Order No.
BI-METAL BAYONET SAW BLADES								
	1-1/2	2-1/8	2	3	24 Set	3/8	Metal	POR12349



Blades

BOSCH JIGSAW BLADES

For Models 1581 - 1582DVS, JS50, 7561 111, 7561 118, 1577, 1578, 1580, 1580VS, 1922K, 1584VS, 1584DVS, 1587VS, 1587DVS, 1584AVS, and Porter-Cable Models 7649, 7549, and 7349, DEW321.


BAYONET BLADE SHANK STYLE



CLEAN FOR WOOD BOSCH JIGSAW BLADES							
Bosch #	Cutting Length	Teeth Per In.	Blade Specs	Recommended Use	Quantity Per Pkg.	Order No.	
T101B	3", 4" OAL	10	Ground	Woods, plastics, plywood, OSB up to 1-1/4"	5 ea.	BOS1012	



BASIC FOR METAL HIGH SPEED STEEL BOSCH JIGSAW BLADES							
Bosch #	Cutting Length	Teeth Per In.	Blade Specs	Recommended Use	Quantity Per Pkg.	Order No.	
T318A	4-7/64" 5-1/4" OAL	24	Wavy set & milled	Pipes, profiles and sheet metal 10-16 gauge, thin metals 1/16" - 1/8" (ferrous and non-ferrous), pipes less than 2-1/2" diameter, tube stock, angle iron	5 ea.	BOS3180	
T318B	4-1/4" 5-1/4" OAL	14	Wavy set & Milled	Pipes, profiles and sheet metal, medium-thin metals 5/64"-5/16" (ferrous and non-ferrous), pipes, profile diameters 5/64"-3-1/8"	5 ea.	BOS3182	



DADO SETS

The all-purpose dado!

These dados cut everything from veneered plywoods and laminates to solid wood. Included is a 3/32" thick chipper which allows the cut width to be adjusted in 1/32" increments, doubling the number of slot widths available. Many plywoods are being manufactured 1/32" undersized from the nominal size and this allows you to cut dados that will fit these materials with less shimming.



Use on all table saws and radial arm saws for cutting slots, grooves, dados, and rabbets in softwood or hardwood.

Cat. #	Dia.	Teeth	Arbor	Kerf
FRE508	8"	24	5/8"	1/4"

Shipping: 7 lbs.

We have also included a shim set with the dado for fine adjustments. The new tooth design utilizes a shorter and thicker tooth which reduces drag in the cut and reduces the materials guiding effect. The use of an extra thick and stiff outside plate eliminates the hub. The gullet design provides maximum chip ejection. Both of these features prevent chip buildup within the stack.

Chippers (4)1/8", (1)3/32", (1)1/16", hook angle = -12°, top bevel angle = 20°.

SAW BLADES

Attention cabinet shops!



CABINET MAKER'S CROSS CUT SAW BLADES

Designed primarily for heavy use in a cabinetmaker's shop. Combining a 1° hook angle and the alternate top bevel tooth grind, this blade provides a good crosscut and long cutting life in hardwood, softwood, plywood, and chipboard. Ideal for cutting a wide variety of materials most commonly used by cabinetmakers for thicknesses from 1/2" to 2-3/4" thick.

Cat. #	Diameter	Teeth	Arbor	Kerf	Plate
FRE73M012	12"	72 ATB	1"	.126	.087

Shipping: 1 lb.



COMMERCIAL GRADE 7-1/4 INCH X 24T DIABLO RED BLADE BOX OF 10

Diablo framing blades give exceptional long life in ripping and crosscutting applications. Diablo's thin kerf requires less power from your saw, so it's the perfect blade for portable tools. Laser-cut stabilizer vents for reduced vibration and precise cuts. Durable MicroGrain Titanium Carbide for razor sharp cuts and long life. Perma-SHIELD™ permanent coating is a superior aluminum alloy coating that helps reduce friction, heat build-up, gumming, and is resistant to rust, which add up to longer blade life. Laser-cut thin kerf gives fast, clean cuts.

Blade	Diameter	Teeth	Arbor	Kerf	Plate
FREE0724A	7-1/4"	24 ATB	5/8"	.059	.040

SD600 Series Dial-A-Width Dado Set

Get chip-free dados in a variety of materials... without shims!

Freud's SD600 Series Dial-A-Width Dado Set is a stacked dado set, but the shims have been replaced with a patented dial system, which allows users to adjust the width of cut via a patented dial hub capable of micro adjustments.

Each "click" of the dial adjusts the blade by .004"; with an adjustable width range of 1/4" to 29/32". Ordinary dado cutters wobble in use, producing a rounded groove, and often have multiple components to line up when mounting. The Dial-A-Width Dado Set mounts easily with no loose components to hassle with, and the adjustable-hub allows you to fine-tune the width of the dado without ever removing the dado cutter from the table saw.

FRE608 8"



norfield.com



FREUD INDUSTRIAL COMPOUND MITRE SAW BLADE

Designed for high performance cuts on sliding compound miter saws and radial arm saws. A 5° negative hook angle provides a less aggressive cut and holds the piece down, towards the fence.

Blade	Diameter	Teeth	Arbor	Kerf	Plate
FRE91M010	10"	60 ATB	5/8"	.090	.071
FRE91M012	12"	72 ATB	1"	.090	.071

Shipping: 1 lbs.



PERMASHIELD COATED THICK STOCK GENERAL PURPOSE BLADES

Best choice for production sizing of hard or soft wood up to 3-1/2" thick with a miter box.

Blade	Diameter	Teeth	Arbor	Kerf	Plate
FRE72M010	10"	40 ATB	5/8"	.126	.087

Shipping: 1 lbs.



FREUD INDUSTRIAL TEFLON COATED ULTIMATE CUT-OFF BLADE

MICROGRAIN CARBIDE TIPS THICK ENOUGH FOR SEVERAL RE-SHARPENINGS!

A glass-smooth finish when crosscutting hard and soft woods. This special blade has uniquely side ground teeth that actually polish the material while cutting.

Blade	Diameter	Teeth	Arbor	Kerf	Plate
FRE85R008	8"	64 ATB	5/8"	.116	.098
FRE85R010	10"	80 ATB	5/8"	.116	.098
FRE85R012	12"	96 ATB	1"	.116	.098

▲ USED ON THE 1120

▲ USED ON THE 1020 & V85

Shipping: 1 lbs.

Blades

SAW BLADES

Blades

freud®



10" 80 TEETH, ANTI VIBRATION DOUBLE SIDED LAMINATE/MELAMINE SAW BLADE

Long life and excellent finish on the top and bottom of laminates, melamines & veneered plywoods. Laser-cut anti-vibration design reduces movement of the cutting edge to prevent chipping. No scoring blade needed! 5/8 arbor

FRE97R

FREUD INDUSTRIAL COMBINATION BLADE

CLASSIC COMBINATION DESIGN - BLADE STAYS TRUE AND FLAT UNDER LOAD. Sets of teeth include one flat tooth for ripping, followed by 4 alternate top bevel teeth for crosscutting and a large gullet for effective chip clearance.



Blade	Diameter	Teeth	Arbor	Kerf	Plate
FRE84M012	12"	60 COMB	1"	.126	.087
FRE84M014	14"	70 COMB	1"	.157	.118

Shipping: 1 lbs.



10", 60TCG, 5/8" ARBOR INDUSTRIAL STACKED CHIPBOARD BLADE

This multi-purpose blade will cut stacks of man-made wood products as well as hardwood and softwood up to 2-3/4" thick. The blade's deep gullets and TCG rip and cross-cut through wood with ease. Working range of 1/2" to 2-3/4" thick. Kerf .126, plate .087

FRE82M010



10" 24 TEETH FTG THIN KERF RIPPING SAW BLADE

This flat tooth rip blade gives new life to underpowered table saws and radial-arm saws because the thin kerf does not require much horsepower. The red Perma-Shield coating helps this 10" blade pull 1/3 less on the saw, which translates into over 33% more cutting power. The ideal working range is from 3/4" to 2-3/4" thick. 5/8" arbor .094 kerf

FRE87R010

Shipping: 1 lb.



12" 96TCG INDUSTRIAL SINGLE-SIDED LAMINATE BLADE

This fast cutting blade is ideal for a perfect finish on one side of laminates and melamines. The coating makes these blades resistant to friction and heat build up. Coated blades pull 1/3 less on the saw...that's 33% more cutting power. The 10° hook angle and a triple chip grind provide fast cuts and long cutting life. Arbor 1", kerf .126, plate .087

FRE98R012



10", 60MTCG, 5/8" ARBOR INDUSTRIAL THICK STOCK LAMINATE BLADE

This heavy duty production blade produces an excellent finish on the top and bottom of 3/4" thick laminates and melamines. Each tooth has a special modified triple chip grind design created by computer simulation to breeze through thick stock and single or double-sided laminates, leaving a chip free edge. Kerf .126, Plate .087

FRE92M010

NON-FERROUS METAL BLADES

This heavy duty non-ferrous metal cutting blade produces an excellent finish. Blades have custom designed gullets to minimize chip build up. Use a liquid lubricant every 4 to 5 cuts when cutting. Wax sticks are not recommended.

Cat. #	Diameter	Teeth	Arbor	Kerf	Plate
FRE89M010	10"	72TCG	5/8"	.122	.098
FRE90M010	10"	100TCG	5/8"	.110	.087
FRE89M012	12"	86TCG	1"	.122	.098

Shipping: 1 lb.



12", 96TEETH, 1" ARBOR HI-ALTERNATE TOP BEVEL SAW BLADES

This precision crosscut blade provides a superior finish cut with slide and non sliding compound miter saws. A 5° negative hook prevents the blade from being too aggressive and helps push the workpiece down and towards the fence. Kerf .126, Plate .087

FRE812

BIT TIPS

COMBO DRIVER-DRILL

Drill and screwdriver in one holder!

Now you can pre-drill a screw hole, and by simply flipping the handy driver-drill to the other end, finish driving the screw. No need to go through the time-consuming task of removing the bit...change it with a simple snap. Gold locking ring keeps it firmly in place. The bit holder will accept any 1/4" hex shank bit, and comes with an extra Phillips bit tip.



JORCMPLT8

Insert & Sleeve
JORCMPLT8



JOR8

Combo drill/driver insert
JOR8



JORBODY

Combo drill/driver sleeve
JORBODY



Replacement parts

JOR8BIT
VEG17

Replacement drill bit
Replacement bit tip

VEGA 3" QUICK-RELEASE MAGNETIC BIT TIP HOLDER

VEG1



MAGNETIC BIT TIP HOLDER

Cat. #	
VEG2	has c-clip
DEW2045B	

Shipping: 1 lb.



MAGNETIC BIT TIP HOLDER

APE490 APEX REF. # M490

Shipping: 1 lb.



Screw extraction made easy!

SCREW EXTRACTION MADE EASY

A must for door and cabinet installers! This handy kit contains three bits for removing screws, size #4-14 and bolts, size No. 10, 1/4" and 5/16" (5-8 mm). Easily remove rusted screws, deck screws, stripped screws, and broken or damaged bolts. Use these bits with a 3/8" variable speed reversible drill. Compatible with quick connect chuck systems. Comes with carry case.

ALD3 Shipping: 11 lbs.



FREE FREIGHT
on most
orders over
\$400*



GAGE IPPOLITO
CUSTOMER SERVICE
EXT. 126,
gagei@norfield.com

I never thought I would know so much about doors, or that there was so much to know!

Originally from the East Bay, I moved to Chico for school and fell in love with the area. I am fortunate to have found a place like Norfield where everyone cares about the company and each other. Give me a call and I'll help you track down parts, place orders, or we can chat about PC games and music from the 70s if that's your thing too.

1.800.824.6242!

BIT TIPS

In a Hurry?

You can get what you need by tomorrow!
We ship UPS Overnight,
2nd-day, and 3-day Select.
Federal Express is also available.

SQUARE RECESS POWER BIT



Cat. #	Screw Size	Pt. size
APE9542	8, 9, 10	2

1/4" Hex Shank,
2-3/4" OAL
Shipping: 1 lb. each

Bit Tips

PHILLIPS POWER BIT



1/4" Hex Drive
Shipping: 1 lb each



Cat. #	OAL	Size
VEG14	2"	2
APE492	1-15/16"	2
VEG15	2-3/4"	2
APE4921	2-3/4"	2
VEG16	3-1/2"	2
APE4923	3-1/2"	2
APE1474	4-1/2"	2

PHILLIPS POWER BIT EXTRA HARD



1/4" Hex Drive
Shipping: 1 lb. each



Cat. #	OAL	Point Size
VEG8	2"	2
VEG10	2-3/4"	2
VEG11	2-3/4"	3
VEG12	3-1/2"	2
VEG13	3-1/2"	3

What's the difference between an insert bit and a power bit?

Insert bits are commonly used with a bit holder in power tool applications. This combination is economical, provides flexibility and allows a fastener to be magnetically held by the bit. Power bits are placed directly into the power tool chuck.

EXTRA-HARD PHILLIPS BIT TIPS

Cat. #	Point Size
VEG17	2
APE4402	2
APE4403	3
VEG23	3



1/4" Hex Shank, 1" OAL.
Shipping: 1 lb. each.

PHILLIPS BIT TIPS

Cat. #	Point Size
VEG20	2
VEG21	3



1/4" Hex Shank
1" OAL
Shipping: 1 lb. each

PHILLIPS BIT TIPS LIMITED CLEARANCE

Cat. #	Point Size
APE4461	1
VEG18*	2
VEG22	2
APE4462	2



1/4" Hex Shank
1" OAL
Shipping: 1 lb. each

*Extra hard

For screwfeeders!

SCREW SHANK PHILLIPS BIT TIPS, NO. 2 POINT

In stock at Norfield!

Fits automatic screwfeeders and Apex # 552

APE552 12-24 thread

Fits Apex # X-502; Automatic screwfeeders manufactured by Assembly Automation; Also works on Nasco Woodpecker.

APE502 10-32 thread

Fits Nasco Screwmaster



APE502



APE552

6" RECESSED BIT TIP



13-957 Used on Norfield AutoScrewfeeders

APE492CCX



If you have issue with the bit snapping try adjusting the gun, there might be too much torque

AIR TOOLS


SIOUX Model SSD10S25AC



INLINE - LEVER START AIR SCREWDRIVER W/ ADJUSTABLE CLUTCH

Commonly used on Norfield machines.

- Reversible
- Rear exhaust
- External clutch adjustment
- Air inlet size 1/4" NPT
- Recommended hose size 1/4"
- Performance rated at 90 psig air pressure
- Includes: part list, manual, comfort grip, suspension bail, and clutch adjustment wrench



SPECIFICATIONS

Speed (RPM) 2,500	Sound level 80 dBA
Torque 60 lbs	Net Weight 2.5 lbs
Air Consump. 30cfm	Shipping 4 lbs

10-1417 **FREE SHIPPING**
Also see Screwdriver Kit for Magnums, page. 111

Air Tools



FREE FREIGHT
on most orders over **\$400***

SIOUX INLINE AIR DRILL NON REVERSIBLE

SPECIFICATIONS

Speed (RPM) 2,600	Horsepower 1 HP
Net Weight 2 lb 4 oz	Chuck Capacity 3/8"
Shipping 4 lbs	

SIO1026

EAGLE INLINE AIR DRILL

- 3/8" straight drill
- Positive action trigger
- Rugged construction
- Variable speed



SPECIFICATIONS

Speed (RPM) 2,500	Torque in/lbs 15-90
Chuck Capacity 3/8"	Net Weight 3 lbs
Air Inlet 1/4" NPT	Length 9"
Air Consumption 16 CFM	Shipping 3lbs

EAG3000



AIR SCREWDRIVER, 30 TO 70 IN.-LB. TORQUE RANGE SOFT DRAW, ADJUSTABLE CLUTCH

This general-duty inline air screwdriver is suitable for heavy-duty use in a nonproduction environment. It features high-grade material construction for long service life. The adjustable cushion clutch controls torque output to the bit.

SPECIFICATIONS

Torque in lbs. 30 to 70in-lb	Average CFM 4
Clutch type adjustable	CFM at full load 16 CFM
Throttle type Lever	Air pressure 90 PSI
Free speed 1800rpm	Overall length 9-1/2"
Hex bit 1/4"	Operation Reversible

SPE2181

Shipping: 3 lbs

EAGLE ADJUSTABLE CLUTCH AIR SCREWDRIVER

- 1800 RPM
- 1/4" quick change

FREE FREIGHT
on most orders over **\$400***



SPECIFICATIONS

Torque in lbs. 45-145	Air inlet 1/4" NPT
Capacity QC hex 1/4"	Air consumption 16 CFM
Weight 2.6 lbs	Air pressure 85 PSI
Length 8-3/4"	Speed 1800 RPM

EAG2005

Shipping: 3 lbs

AIR TOOLS



ADJUSTABLE CLUTCH SCREWDRIVER MP2477

- Reversible
- Maximum parts interchangeability
- Extra-heavy engaging jaws

SPECIFICATIONS

Screw size.....10"	Throttle.....2 step
Max. free RPM.....1800	Length.....7.8"
Hard torque...37-100in lbs	Hex change.....1/4"
Soft torque.....30-45in lbs	Weight.....2.6 lbs

MAS15

POSITIVE CLUTCH SCREWDRIVER MP2465

- Reversible
- Balance design offers easy handling and control to reduce operator fatigue
- High parts interchangeability

SPECIFICATIONS

Wood screw.....14"	Speed.....1800RPM
Thread cutting.....1/2"	Torque.....45-100in-lbs
Machine screw.....3/4"	Length.....6.6"
Sheet metal screw.....1/4"	Weight.....2.5 lbs

MAS11

Air Tools



SIOUX Model SSD10P20S

SIOUX Model SSD10P20PS

STALL SCREWDRIVER

1/4" HEX FEMALE QUICK-CHANGE

SPECIFICATIONS

Speed (RPM).....2,000	Horsepower.....1 HP
Torque.....80 in/lb.	Net Weight.....2.16 lbs
	Shipping.....3 lbs.

HIGH TORQUE POSITIVE CLUTCH

1/4" HEX FEMALE QUICK-CHANGE

SPECIFICATIONS

Speed (RPM).....2,000	Horsepower.....1 HP
Torque.....80 in/lbs.	Net Weight.....2.3 lbs.
	Shipping.....4 lbs.

SIO2

SIO3



SIOUX Model SSD10P20AC

PISTOL GRIP SCREWDRIVER

ADJUSTABLE CLUTCH

SPECIFICATIONS

Speed (RPM).....2,000	Horsepower.....1 HP
Torque.....80 lbs	Net Weight.....2 lbs, 4 oz
Reversible.....	Shipping.....4 lbs

SIOSD920

FREE SHIPPING

EAGLE STALL DRIVE AIR SCREWDRIVER


- 1/4" quick change
- High power to weight ratio
- Motor stalls when fastener overcomes the power of the air motor

SPECIFICATIONS

Torque in lbs.....10-45	Air inlet.....1/4" NPT
Capacity QC hex.....1/4"	Air consumption.....16 CFM
Weight.....3 lbs	Air pressure.....85 PSI
Length.....7"	Speed.....1800 RPM

EAG2001A

Shipping 3 lbs.



SIOUX Model SSD10P25AC

PISTOL GRIP SCREWDRIVER

ADJUSTABLE CLUTCH

SPECIFICATIONS

Speed (RPM).....2,500	Net Weight.....3 lbs..
Torque.....0-60 lbs.	Shipping.....4 lbs.
Reversible.....	

SIO25

FREE SHIPPING

EAGLE POSITIVE CLUTCH AIR SCREWDRIVER

- High power to weight ratio
- 1/4" quick change

SPECIFICATIONS

Torque in lbs.....45-90	Air inlet.....1/4" NPT
Capacity QC hex.....1/4"	Air consumption.....16 CFM
Weight.....2.5 lbs	Air pressure.....85 PSI
Length.....6-3/4"	Speed.....1800 RPM

EAG2021

Shipping: 3 lbs



AIR TOOLS



5" RANDOM ORBITAL SANDER

- New improved air shield Shaft balancer for longer Bearing life.
- The low profile gives the operator more sanding control and greater comfort.
- Consumes less air than comparable tools ideal for small shops with smaller compressors, yet can run economically in large industrial plants.
- Light weight & low vibration are benefits attributed to the use of high-strength polymer materials. All the qualities of metal without the weight!

SPECIFICATIONS

Speed	12,000RPM	Height	3.33"
Pad size.....	5	Length.....	5.48"
Weight.....	1.62 lbs		

MAS1 3/32"



DYNORBITAL SILVER SUPREME SANDER

- More power: 15% more powerful than previous models with efficient low-air consumption. Convenient speed control lever is standard.
- Low sound level: sound levels to as low as 77 dBA
- Low vibration: insulated rubber-grip composite housing with perfectly balanced, weighted disc pad. Tool vibration is reduced while at the same time, operator comfort and control is improved.
- Lightweight and Good for vertical sanding.

DYN69020 5" model

Shipping: 3 lbs each.

SPECIFICATIONS

Speed (RPM)	12,000 RPM	Weight 6" model	2.2 lbs
Horsepower26 HP	Recommended Air Pressure .	90psi
Diameter	3/16"	Sound Level	77dBA
Weight 5" model	1.8 lbs.	Hose Conn NPT	1/4"

FREE FREIGHT
on most orders over \$400*

Air Tools



SIoux AIR FINISHING SANDERS

Ergonomic design for comfort and control. Random orbital design: swirl-free sanding. 5" or 6" pad. Good for horizontal sanding.

SIO6900 5" model 690

SIO6901 6" model 697

Shipping: 4 lbs.

SPECIFICATIONS

Hose Conn NPT	1/4"
Horsepower4 HP
Speed (RPM)	10,000
Recommended PSI.....	90
Max. Air Consump.....	20 CFM
Net Weight.....	2.9 lbs.



OEM QUALITY REPLACEMENT PAD FOR ORBITAL SANDERS

(Fits most 5" and 6" Sanders, 5/16-24 thread)

HER95105 5" Pad

Shipping: 1 lb.



REPLACEMENT PADS FOR DYNABRADE SANDERS

DYN56106 5" Standard Pad

Shipping: 1 lb.

5/16"-24 Thread



DYNASWIVEL AIR LINE CONNECTOR

- Swivels 360° at two locations
- Hose drops straight to the floor
- Connects portable air tools to air line
- Improves maneuverability
- Minimizes operator fatigue

Order No.	Thread Size	Recommended Air Flow Range
DYN95461	3/8" NPT	26-45 CFM
DYN95460	1/4" NPT	up to 25 CFM

Shipping: 2 lbs.



SIoux RANDOM ORBITAL SANDER

The unique soft-textured grip rotates through 24 positions in 15° increments to accommodate all users. The smoother S-shaped power lever fits more comfortably in your palm, reducing fatigue.

User-friendly lock rings are externally mounted and allow you to quickly and accurately identify orbit diameter at a glance.

SIO25125 5"

SIO25126 6"

Shipping: 2 lb

SPECIFICATIONS

Hose Conn NPT	1/4"	Horsepower.....	.25 HP
Speed (RPM)	12,000	Net Weight	1.5 lbs.
Max. Air Consump.....	13 CFM	Recommended PSI.....	90

AIR TOOLS

NYLON COIL HOSE

For *Magnum and Time Fold Series users!*



On *Magnum's* predrills and screwdrivers hang from a tool balancer. This coil hose retracts along with the tool out of the operator's way. On the *Time Fold Series*, the coil hose connects directly to the frame. Each coil extends one full foot and retracts to just one inch. 12 inches extends 12 feet.

Order No.	Hose ID	NPT	Hose Length	Shipping
NYC14127	1/4"	1/4"	12'	2 lb.
NYC14251	1/4"	1/4"	25'	2 lb.

COXREEL'S HOSE REELS AND POWER CORD REELS

Hose reels are designed for rugged dependability under continual heavy loads, with maximum trouble-free service life. **HOSE INCLUDED!**

Axle double supported for strength and reliability. Tension-free air service! Full tension-free control of hose from any work area is provided by multi-position ratchet—a time-saving feature that promotes work efficiency. Heavy-duty spring, balanced to each reel capacity, is protected in steel case; easily installed or replaced.

Adaptable to many applications, constructed of heavy-gauge steel with non-corrosive components.



	ID#	Ft.	PSI
COXEZ325	3/8"	25'	300
COXEZ350	3/8"	50'	300

The EZ-Coil Rewind Safety System is a rotary-dampening system that controls and eliminates the high-speed recoil motion associated with conventional spring driven hose reels with no increase in the amount of resistance when pulling out the hose.

1/4" AUTOMOTIVE STANDARD SERIES

Plated steel couplers have hardened steel balls and stainless steel springs. Coupler plugs are heat-treated to reduce wear on critical mating surfaces. These couplers interchange with *Tru-Flate 10 and 100* type series as well as units produced by other manufacturers.

Maximum working pressure 300 PSI.

FEMALE COUPLERS

NPT Size Order No.

1/4" **AMF2**



Shipping: 1 lb.

MALE NIPPLES

NPT Size Order No.

1/4" **AMF1**



Shipping: 1 lb. each

BRASS IN-LINE SWIVELS MALE/FEMALE NPT

AMF344 1/4"

Shipping: 1 lb.



HEAVY DUTY POWER JET BLOW GUN

Positive lever-control for full-range air delivery. Hanging hook is integral part of gun. Meets OSHA requirements.

NYC99010

Shipping: 2 lbs.



HEAVY DUTY BLOW GUN

1" NOZZLE

These heavy-duty blow guns feature solid die-cast construction and are rated for 180 maximum PSI. Angled 1" nozzle fits hard-to-reach areas for pin-point control. Perfect for cleaning dust and dirt from nooks and crannies as well as blowing off solvents after cleaning parts for assembly. *Not OSHA certified.*

WOO3280

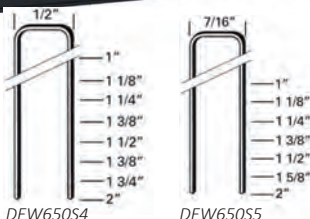


SHEATHING, SIDING STAPLER

- AntiJam™ magazine
- Overmolded rubber grip maximizes comfort and minimizes fatigue
- Adjustable exhaust directs air away from user
- Adjustable depth guide sets staples to desired depth
- Increases power to countersink staples into dense woods
- Long narrow nose for improved line of sight
- Magazine capacity 160 staples
- Long magazine capacity 300 staples
- 1/4" NPT thread fitting type

DEW650S4 Fastener range 1in to 2in

DEW650S5 Fastener range 1-3/8in to 2in.



READY JET IN-LINE BLOW GUN

No need to disconnect air lines or tools to use. The Ready Jet is OSHA approved and is a great addition to any shop!

COR001

Shipping: 2 lbs.

V-NAILER

V-Nailer CASING ASSEMBLY MACHINES

24-002

Formerly ITWVN4MP


**TOUCH-SCREEN CONTROLLED;
DRIVE AND STACK
V-NAILS IN UP TO 10 POSITIONS**

24-013 MULTICHANNEL

Formerly ITWVN4MPMC

**USE FIVE DIFFERENT V-NAIL
SIZES WITHOUT CHANGING
THE DRIVER HEAD!**

- Equipped with five individual V-Nail storing channels, capable of holding up to 220 V-Nails each
- V-Channels can store multiple sizes or one common size for production uptime and productivity
- Easy table tilt adjustment for operator comfort
- User friendly touch-screen P.C. operation with data storage for 5,000 frame profiles
- Bar Code Scanner option for production integration and efficiency
- Join from front or back of machine



Power Tools



Produce 3 casing hoops per minute

Moulding Width:

1/4" to 4-1/2"

Moulding Height:

1/4" to 3-1/4"

Length: 27"

Width: 14"

Height: 48"

Weight: 309 lbs

115/220 Volts 50/60 Hz

Air: 4NI at 5 Bar

- Speed and repeatability for production requirements
- User friendly touch-screen P.C. operation with data storage for 5,000 frame profiles
- Integrates Bar Code Scanner option for production efficiency
- Equipped with a Vertical Double Hydraulic Pressure Clamp for superior clamping
- Features a three knob adjustment fence for compensating moulding cuts
- Join either from front or back of machine
- Easy table tilt adjustment

Mitre-Mite VN4E-3L

This heavy-duty machine is designed to withstand years of use in a high production environment. It has a reinforced nail drive offering trouble-free cycling, and heavy-duty air cylinders that keep your production line humming along with little or no maintenance. V-nails can be driven or stacked in up to three positions per corner. Clamping fixtures fit most profiles. Long stroke nail drive (5") for assembling larger frames

ITWVN4E3L

Shipping: 300 lbs.

VNAILS

24-005	5mm vnails (13/64)	Qty 5000
24-006	7mm vnails (9/32)	Qty 4000
24-011	10mm vnails (25/64)	Qty 4000
24-014	3mm vnails (1/8)	Qty 7000
24-016	12mm vnails (15/32)	Qty 3000
24-017	15mm vnails (19/32)	Qty 2000

MITER MITE NAIL HEADS

24-004	5mm
394950020	7mm
39495003	10mm



SAWS - CASING & PANEL

Power Tools



NORFIELD CASING SAW

COST EFFECTIVE AND VERSATILE

SOLUTION FOR MITER OR SQUARE CUTS FOR ANY CASING MATERIAL

- Infinitely adjustable stop block up to 100" in length.
- Dust collection ready for operator safety
- Simultaneous cutting of left and right-hand casing, as well as head casing
- Easily broken down into smaller components for ease in shipping (Can ship UPS)
- Cut casing material up to 100" in length
- Simple and easy change over

7770-800

SPECIFICATIONS


Trim Length	Up to 100"
Trim Width	Up to 6"
Trim Thickness.....	Up to 2"
Floor Space.....	3'W x 10'L
Electrical Req.....	120V 60Hz @ 15A
Approx. Weight	200lbs



The stop block is easily adjusted and scaled for quick set-ups and change over for different material lengths



The DeWalt Trim Saw is capable of angle cuts from 45° to 90 °, with an industrial-quality, 100 tooth carbide tipped, 12" saw blade



This unique design allows for simultaneous cutting of left and right-hand casing or two pieces of head casing up to 100" in length

Panel Saw

3050 SERIES, HEAVY DUTY



Comes standard with new 12 sealed roller bearing system, a folding stand, wheels for the frame, dual rip gauges, carbide saw blade, a stop and tape, a Milwaukee 15 amp. saw, steel sleeved rollers, a spinning saw insert and a dust collection upgrade and full size frame.

This saw uses 10" blades, the most common blade used in cabinet shops for their table saws and radial arm saws. It will save the cost of buying expensive specialty blades for cutting veneers, melamine and other difficult to cut materials.

This saw can cut 2 7/8" deep with the dust brush removed or 2-1/2" deep with the dust brush in place. It is perfect for trimming doors or other thick stock where a long cross cut or rip cut is needed.

The saw motor is secured using the saw's mounting screws, a motor support bracket/clamp and a handle support bracket. It uses the dust port in the rear of the saw for dust extraction with a dust shield and hose attaching plate. Will not bevel cut or score cut.


The only upgrade or option not included with this machine is the Mid Fence, Knife Cutter, Spring hold downs and the floating router plate.

STANDARD EQUIPMENT

- 15 amp. Saw Motor
- Dust port hook up w/hose hook up
- 2.5 dust hose w/coupler for shop vac
- Blade lock
- 10' steel frame, powder coat finish nickel chrome 1/8" wall 1 3/4" steel guide tubes
- 12 new sealed roller bearings system
- Detachable tool plate
- 18 injected molded plastic rollers
- Wall sleeves

- Spring loaded saw counter balance
- Saw cord holder
- 2 carriage locks
- Folding stand with wheels
- Stop, bar & tape
- Dust port hose with 12 ft. 2 1/2" hose and coupler
- Dual rip gauge
- Spinning saw carriage insert
- Dust brush
- New Accu-Square™ alignment system

STRX



FEATURES

- 50", 62", 74", 86" or 99" Cross Cut
- Rip Cut Either Direction and .0156" Accuracy
- Can use Router in Same Carriage
- 2 Carriage locks ensure no play when ripping
- Able To View Saw Blade and mark on Material
- 1 Simple Squaring Adjustment, Lock in Place
- Uses Standard 7 1/4" Blade, (Found Everywhere)
- 2.5" Depth of Cut, Max 2.875
- Easily Change Saw Blades or Saw if needed.
- Overall dimensions 120"L x 75"H x 40"W

SAWS - COMPOUND MITRE & CIRCULAR



DEWALT

12" SINGLE-BEVEL COMPOUND MITER SAW

- 15 Amp motor, 4,000 rpm delivers extended power and durability
- Adjustable stainless steel miter detent plate with 11 positive stops improves productivity and ensures cutting
- Precise miter system and machined base fence support optimize cutting accuracy
- Tall sliding fence supports crown molding up to 5-1/4" nested and base molding up to 6-1/2" vertically against the fence while easily sliding out of the way for bevel cuts
- Bevels 0°-48° to the left and 0°-3° to the right for increased capacity
- 0°-50° left and right miter capacity for greater versatility
- Lightweight (42 lbs.) with built-in carry handle for easy portability
- Cam lock miter handle with detent override deliver quick and accurate miter angles
- 3 Hardened Steel Bevel Stops at 0°, 33.9°, and 45° delivers versatility at most common bevel angles

DEW715



Stand not included

Power Tools

SPECIFICATIONS

Model Number	AMP Rating (120V AC)	No-Load Speed (RPM)	Blade Dia.	Round Arbor Dia.	90° Crosscut Capacity		45° Miter Capacity		45° Bevel Capacity	
					Dimensional Lumber	Max Width/Resulting Height	Max Height/Resulting Width	Max Width/Resulting Height	Dimensional Lumber	Shipping
DEW715	15.0	4,000	12"	1" or 5/8"	4 x 6"	2 x 8"	4 x 4"	2 x 6"	2 x 8"	49 lbs



FREE FREIGHT
on most orders over \$400*

DEWALT

7-1/4" LIGHTWEIGHT CIRCULAR SAW

- Among one of the lightest saws in its class at 8.8 lbs
- 15 amp motor, powerful enough for even the toughest applications
- 57° beveling capacity with stops at 45° and 22.5°
- 2 9/16 " Depth of cut capacity provides additional versatility of applications
- Anti-sag ball bearing lower guard provides smooth guard operation and long life in harsh environments
- Durable high grade aluminum smooth base for accurate cuts
- Clear line of sight aids in blade visibility from any angle
- On-board blade wrench storage allows for easy access to the wrench

DEW575



SPECIFICATIONS

Amps	15.0 Amps
Max watts out	1,950w
No load speed	5,200 Rpm
Bevel capacity	57°
Bevel stop	45°/22.5°
Blade diameter	7-1/4"
Shipping	9 lbs

SAWS - CIRCULAR

7-1/4" TCT INDUSTRIAL CIRCULAR SAW

Cuts Steel Without Heat, Burrs Or Coolant!

- Robust and highly durable, typically a Steel blade will cut up to 262ft of 1/4" Steel plate, before a replacement blade is required!
- Ideal for cutting Steel plate, box section, cast iron pipe, scaffolding, cladding and roofing.
- Advanced performance; out performs normal cutting saws. When cutting Steel, it leaves an instantly workable finish, producing no heat, no burr and virtually no sparks
- 0- 45° bevel tilt enhances the versatility of the saw. Other features include a safety switch with overload protection and an auto-debris collection system, which collects chippings automatically.
- Heavy-duty and extremely portable. Features an easily adjustable depth of cut, plus a clear visibility panel to aid accurate cutting.



EVOSS1

Shipping: 15 lbs.

Includes

- Carrying case
- 7-1/4" Steel cutting blade
- Wrench
- Fence guide
- Side handle
- Spare carbon brush set
- Safety goggles
- Ear plugs
- Manual

Specifications

- Size:** 7" dia. blades
- Amps:** 15A
- Watts:** 1100, 120V ~ 60Hz
- RPM:** 3900
- Material cut:** Steel, sheet metal, aluminum, stainless steel, wood
- Max. cutting reach:** 2-1/4"
- Optimum cut thickness:** 1/4"



Wood
EVO5

Steel
EVO1

Aluminum
EVO2

Stainless
EVO3

EVOLUTION TCT CIRCULAR SAW BLADES

Evolution saw blades are not only perfectly designed for the Evolution saw, but the exceptional quality used in manufacturing will not be compromised when used on another brand.

Cat. #	Diameter	Teeth	Arbor	Material Cut	Max RPM
EVO1	7"	36	20mm	Steel	5,800
EVO2	7"	54	20mm	Aluminum	5,800
EVO3	7"	48	20mm	Stainless Steel	5,800
EVO4	7"	68	20mm	Sheet Metal	5,800
EVO5	7"	30	20mm	Wood	5,800

* Also available in 7-1/4" blades, call us for more information.



CYCLONE MAG STICK

Simply wave the Magnetic Stick over the metal shavings to pick them up, carry them over to your scrap barrel, pull the plunger and the shavings are neatly deposited. The Cyclone's magnet is strong enough to quickly clean up your biggest mess of metal shavings

EVO66

15" STEEL CUTTING CHOP SAW

- Ideal for cutting steel plate, square tube, angle iron, pipe, tube and metal roofing.
- Quicker, safer, more accurate & economical than an abrasive saw! When cutting steel, the material has a workable finish. Virtually no heat, burrs or sparks are created, unlike inherently dangerous abrasive saws
- Fast action swivel vise enables cuts to be made from 0-45°.
- Hi-torque gearbox reduces motor load and improves performance. A pull-out collection tray makes it easy to dispose of metal chips.
- Includes a 14" steel blade

EVO380

Shipping: 62 lbs.

SPECIFICATIONS			
Power	1800w	RPM No load	1450RPM
Max diameter blade.....	15"	Horse power	2.4HP
Arbor.....	1"		

SAW BLADE

Cat. #	Diameter	Teeth	Material Cut	Max RPM
EVO355	14"	36	Multi-Purpose	1,600



SAWS

DEWALT

CORDED TRACKSAW

- Delivers table saw precision, panel saw capacity, and hand saw portability.
- The zero-clearance track system and dual anti-splinter edges ensure perfectly straight, splinter free cuts.
- Specially designed transmission and precision ground, laser-cut woodworking blade minimize deflection to deliver a finished edge
- Attach a vacuum and up to 90% of the dust gets collected to minimize clean up.
- Bevel 0-47° to compound miter sheets of plywood. Clamp track system onto vertical or horizontal surfaces to maximize versatility.
 - Low profile blade guard allows saw to be used in confined spaces.
 - Parallel link plunge mechanism for optimal ergonomics.
 - Continuous anti-kickback prevents kickback when engaged.
 - Includes DWS520 Heavy-Duty TrackSaw™, Kit Box, 6-1/2" (20mm arbor size) 48-Tooth Ultra Fine finishing Blade, Blade Wrench, 59" Track



DEW520SK

59"

**REPLACEMENT
BLADE
DEW5258**

102" TRACK DEW5023

**DEW6528 6-1/2" SAW BLADE,
48 TOOTH**

**Other tracksaw lengths
available. Call for sizes.**

SPECIFICATIONS

Power	12 amp, 1300W	Max depth at 45° on track ...	1-5/8"
No load speed.....	1750- 4000 rpm	Max depth on track.....	2-1/8"
Blade capacity	47°	Tool Weight	11.5 lbs

Track Clamps

- One-handed Operation – for fast and easy set-up
- Removable Pressure Pads
- Includes: Two (2) clamps for use with TrackSaw tracks

DEW5026



UNDERCUT SAW

A new solution for installers who require precise undercuts of doors, door frames, baseboards and skirtings! Although it weighs only 11 lbs., this saw is equipped with a powerful variable-speed motor that you can adjust to suit the material you are cutting. The motor has been developed using an electronic system which maintains a constant speed independent to the working load.

Cutting height and depth can be quickly adjusted, saving you time without compromising perfection. A built-in dust collection nozzle and pipe connects easily to any shop vac to keep your site clean.

VIR170 **FREE SHIPPING**

Shipping: 15 lbs

Includes

Carbide saw blade Z 24 and dust collection pipe 3.5m long

Specifications

- Double isolation
- Input power: 900W
- Cutting depth: 0- 1.85
- Minimum cutting height: 5/16"
- Maximum cutting height: 1-3/8"
- No-load speed: 4.800- 8.500/min
- Base Plate: 3" x 18"
- Weight: 11 lbs

Saw blades for cutting metal, concrete, tile and more are available.



FREE FREIGHT
on most orders over
\$400*



Cut door frames without disassembling the butt straps.



Easy approach to corners.

LARGE DOOR PLANER

Get the finest planer ever made!

For door professionals only! Actually, anyone who desires the highest standard of quality in tools will appreciate the craftsmanship that goes into this planer. The single piece housing is made entirely of aluminium, making it very sturdy, yet light. It's power-rated to perform the heaviest and most demanding types of planing jobs. And, it comes with replaceable hard-metal twin-use knives. Blades are reversible and self indexing, 2 blades per cutterhead.

VIR24

FREE SHIPPING

3540118 Planer blades pack of 2

VIR24-1 Beveler attachment



SPECIFICATIONS

Input Power.....	1,200 W
Cutting Width.....	3.15"
No Load Speed.....	13,100/min.
Cutting Depth.....	0-1/8"
Rabbeting Depth.....	1"
Shipping:	13 lbs.



ROUTERS

DEWALT

Professional-grade routers!

1-3/4 HP ROUTER

- Motor provides the power to rout smoothly through the toughest hardwoods
- Micro-fine depth adjustment ring provides precise depth adjustments in 1/64" increments and adjusts vertically for a constant switch/cord set location
- Adjustable, tool-free motor cam lock makes depth adjustment quickly
- Quick release motor latches for fast and easy removal for bit and base changes
- Use the same motor pack for all bases
- Clear sub-base accepts standard template guide bushings
- Dust-sealed switch provides durability and long switch life
- Right or left switch and cord set
- Flat top for easy bit and depth changes
- Self-releasing, long, eight-slotted collets eliminate frozen bits
- 24,500 RPM
- 1/2", 1/4" collet diameter
- Base dimension- 6"
- Weight- 7.1 lbs
- Shipping: 10 lbs

Includes: • Motor Pack

- Fixed Base
- 2 wrenches
- 1/4" and 1/2" collets
- Sub-base concentricity gauge

DEW616
DEW616M

1-3/4HP
MOTOR ONLY



DEW616M

FREE FREIGHT
on most orders over \$400*



DEWALT

HEAVY-DUTY 2-1/4 HP PLUNGE ROUTER COMBO KIT

- Includes: motor pack, fixed base, plunge base, 1/4" and 1/2" collets, wrench, sub-base concentricity gauge, large hole sub-base, vacuum adaptor, heavy-duty kit box

DEW618PK
Shipping: 24lbs.



Power Tools

NEED MORE HORSEPOWER?

DEWALT

2-1/4 HP EVS FIXED BASE ROUTER WITH SOFT START

- Electronic variable speed with full feedback control for constant speed under load
- Micro-fine depth adjustment ring provides precise adjustments in 1/64" increments
- Quick release motor latches for fast and easy motor pack removal for bit and base changes
- Detachable cord set
- Spindle lock to allow for one wrench bit changes
- Clear, LEXAN sub-base provides enhanced base durability, bit visibility, and accepts standard template guide bushings
- Heavy duty, precision machined, die-cast aluminum base and motor housing for durability and low tool weight
- Right or left switch and cord set location
- Includes: motor pack, fixed base, 1/4" and 1/2" collets, & wrench

DEW618 2-1/4HP



Rubber over molded handles and low center of gravity design give you greater control.

SPECIFICATIONS FOR DEW618

Amps	12.0	Depth Stop	Micro-fine ring
Horsepower	2-1/4 HP	Base dimension	6"
No load speed, 8,000-24,000 rpm		Spindle lock	Yes
Collet diameter	1/2", 1/4"	Tool Weight	7.2 lbs
Plunge stroke	N/A	Shipping	10 lbs

PARTS & ACCESSORIES

ACCESSORIES FOR DEWALT ROUTERS

1/2" COLLET FOR DEW616
BLA326286-03



1/4" COLLET FOR DEW616
BLA326286-04

ROUTER SUB-BASE FOR DEW616
BLA397531



TOGGLE SWITCH FOR DEW616
BLA399064



FIXED BASE FOR DEW616/ DEW618 ROUTERS
DEW6184



ROUTER BRUSH ASSEMBLY
BLA398139
for DEW616 & DEW618



ROUTER BRUSH ASSEMBLY FOR DEW621
BLA580017

DETACHABLE CORD SET

Detachable cord set lets you use the same motor pack for all bases.



13-1022

ROUTERS

PORTER CABLE

D-HANDLE 1-3/4 HP ROUTER

- 11 Amps, AC only, 27,500 RPM, 1/4" & 1/2" collets
- Auto-release collet system ends "frozen" bits
- Precision machined aluminum motor housing & base
- Accurate micrometer depth-of-cut adjustment
- 100% sealed ball bearings
- Dust-proof switch

Standard Equipment: Router motor #6902, base #6911, 1/4" collet #42999, 1/2" collet #42950, collet wrenches #42596, and operating manual.

POR691

SPECIFICATIONS

Horsepower	1-3/4	Base	Round
Motor Amps	10	Collets Capacity	1/4", 1/2"
Motor Diameter	3-1/2"	Speed (RPM)	23,000
Net Wt. 690	8.75 lbs.	Height	8"
691	9.25 lbs.	Shipping	11 lbs.



PARTS & ACCESSORIES

FOR PORTER CABLE ROUTER MODELS 100, 690, 691

EDGE GUIDE **POR42160**
Shipping: 1 lb.

SUB-BASE **POR42186**
Shipping: 1 lb.

BASE ASSEMBLY FOR POR100 & POR690 **POR1001**
Shipping: 3 lbs.

FOR PORTER CABLE ROUTER MODELS 690, 691, 693

BRUSHES **POR82421**
SWITCH **POR842606**



PORTER CABLE

1-3/4 HP ROUTER

- 11 Amp motor producing 1-3/4 Peak HP
- 27,500 rpm single speed motor
- Cam lock lever enables simple coarse height adjustments and motor release
- Micrometer depth adjuster accurate to 1/128"
- Dust-sealed switch and sealed ball bearing construction enhance tool durability
- Precision machined aluminum motor housing & base
- Auto-release collet system enables simple bit removal
- Collets included to accept 1/4" and 1/2" shank bits
- Under table stop prevents motor from inadvertently rotating out of base
- Overmolded rubber handles provide a comfortable and secure grip

POR690

Shipping: 11 lbs.



REPLACEMENT MOTOR FOR POR690
POR6902

Power Tools



PORTER CABLE

PORTER CABLE STANDARD 3-1/4 HP MODELS 7518 & 7519

- 15 Amp motor provides the power and durability necessary for the toughest applications
- Single speed 21,000 rpm motor with soft-start feature to reduce torque at start-up (POR7519)
- Versatile, electronic five-speed motor with 10,000, 13,000, 16,000, 19,000, and 21,000 rpm settings accommodates various router bit cutting diameters and applications (POR7518)
- Auto-release collet system allows for easy bit removal
- Precision machined aluminum motor housing & base
- Sealed ball bearing construction enhances tool durability
- Base includes large integrated cast handles for enhanced stability and durability

1-SPEED (MODEL 7519)

POR7519

5-SPEED (MODEL 7518)

POR7518

Shipping: 18 lbs.

FREE SHIPPING

SPECIFICATIONS

Horsepower	3-1/4 HP	Base	7" Round
Motor Amps	15	Collets Capacity	1/2"
Motor Diameter	4.2"	No Load Speed	21,000 RPM
Power	120VAC 60Hz	Height/Length	11"
Width	7"	Shipping	21 lbs.

FREE FREIGHT
on most orders over **\$400***

ROUTERS

BOSCH

2-1/4 HP FIXED-BASED ROUTER

- Variable speed dial
- Macro and microfine bit depth adjustment system with resettable depth indicator
- Large 3-3/4" base opening plus 2" subbase opening to accept large bits
- Exclusive Precision Centering Design centers bit precisely — Makes it easy to keep bit on intended outline when using jigs, templates, dovetail fixtures and similar guidance devices
- Right or left switch location
- One-piece armature shaft for accuracy and long bit shank capacity
- Soft Start to reduce start-up torque
- Constant Response Circuitry to maintain constant speed under load, provides overload protection
- Power Switch now includes dust-sealed power switch
- Includes: 1/4" collet chuck, 1/2" collet chuck, 16mm Shaft Wrench, collet nut wrench, chip shield, 10 ft. flexible rubber cord, fixed base, T-handle hex height adjustment wrench



2-1/4 HP BOS1617EVS

SPECIFICATIONS

Rating	120V AC
Amperage	12
Base Opening	3-3/4"
Collet Capacities	1/4", 3/8", 1/2", 8mm
Cord Length	10'

No Load RPM	8,000-25,000
Base Diameter	6"
Weight	7.7 lbs.
Subbase Opening	2"
Shipping	8 lbs.

Power Tools



DEWALT

2 HP HEAVY-DUTY ELECTRONIC PLUNGE ROUTER

- Integral dust extraction through plunge column
- Micro-fine depth adjuster
- Variable speed with electronic feedback circuitry maintains constant speed under load, provides soft start
- Standard equipment: 1/4" and 1/2" collets, template guide bushing adapter, vacuum adapter and wrench

DEW621

Shipping: 12 lbs

SPECIFICATIONS

Collet Diameter	1/4" - 1/2"	Horsepower	2
Plunge Stroke	2-1/8"	No-Load RPM	8,000-24,000
Motor Amps	10 Amps	Weight	9 lbs.
Depth Stop ...	3 stage adjustable	Base Dimension ...	4-5/16"x6-1/4"



Includes: (1)- Woodrazor™ Mini Micrograin Blades (2), (1)- Dual-Mount Guide Fence, (1)- Straight No-Mar Plastic Overshoe for Fence, (1)- 3-Degree No-Mar Plastic Overshoe for Fence, (1) - Shavings Bag, (1)- Blade Wrench, (1)- Carrying Case

SPECIFICATIONS

Cut Capacity	3-1/4" wide 3/32" deep
No Load RPM	16,500
Rabbet Depth	5/16"
Rabbet Width	3-1/4"
Net Weight	6.3 lbs
Rating	120V AC
Shipping	14lbs

BOSCH

3-1/4" PLANER

- 6.5-amp motor producing 16,500 rpm — for fast stock removal and smooth finish
- Dual-mount guide fence — helps with consistent planing through entire workpiece
- Lock-off release button — to avoid accidental starts, plus a lock-on button for extended operation
- Spring-loaded stand elevates tool — protects blade and tool resting spot
- Ball-joint cord swivel — for enhanced ease of positioning the tool and cord
- Protective shield and no-mar plastic overshoe mounts to either side of tool
- Aluminum front and rear shoes precision-machined together after assembly to ensure accuracy
- Ratcheting depth knob for foolproof depth-increment setting
- Reversible Bosch Woodrazor® micrograin carbide blades — lasts up to 30% longer
- Versatile two-blade system can be converted for use with large high-speed steel blades (optional accessories required)
- Ejection control allows shavings to be directed left or right
- Separate inch and metric depth scales for easy setting of planing depth
- Machined groove for chamfering
- Poly micro-V drive belt provides enhanced belt durability

BOS2632

**MICROGRAIN CARBIDE BLADES
BOS1202 SOLD IN PAIR**

ROUTERS



PORTER CABLE

2-1/4 PEAK HP, MULTI-BASE ROUTER KIT

- Transition quickly between fixed base (included), plunge base (included), and traditional spiral down bases (690 series)
- Fine depth settings to 1/128" with micro-adjustment knob
- Standard Equipment: Includes router motor #8902, base #8901, base #8931, 1/4" collet # 42999, 1/2" collet #42950, collet wrench #42596, 2 carrying cases, manual.

POR893PK

SPECIFICATIONS	
Power	120V AC, 60 HZ
Peak HP	2 1/4"
Rated Input current	12 AMPS
Motor Dia.....	3 1/2"
No load speed	10,000-23,000 RPM
Collets.....	1/4" & 1/2"
Base	Round
Shipping.....	22 lbs

ROUTER TEMPLATE GUIDE KIT

Template Guide Kit-contains POR42024, POR42036, POR42027, POR42033, POR42045, POR42054, POR42042, and Lock Nut POR42237 (2)

POR42000

Shipping: 1 lb. each

How to determine Hinge Mortise dimensions

When setting the dimensions of a mortise on a door machine the hinge reveal or hinge dimension is used. As an example a Magnum can be set to control the reveal, and the automated machines are adjusted using the hinge mortise dimensions.

The mortise is set equal distance into the door and jamb and is typically 1-1/8" on a 3-1/2" hinge used on a 1-3/8 thick interior door.

What is Hinge Backset Reveal?

Hinge backset is the distance from the stop on the jamb to the edge of the hinge mortise and from the face of the door to the edge of the mortise. The hinge backset must be correct to insure a clearance (reveal) between the face of the door and the door-stop on the jamb when the door is closed. If weather-stripping is used on the jamb, the hinge backset may have to be adjusted to compensate for the thickness of the weather-stripping.

Accepted hinge backsets are:

1-3/8" Doors

- 1/4" - Door
- 5/16" - Jamb

1-3/4" Doors

- 3/8" - Door
- 7/16" - Jamb

PORTER CABLE ROUTER SUB-BASES

(STANDARD CENTER-HOLE)

FOR MODELS 7518,7519,7538,7539

POR10695

FOR MOST OTHER MODELS

POR42186

Shipping: 1 lb.



Power Tools

PORTER CABLE

ROUTER TEMPLATE GUIDES

Comes in convenient sizes for any woodworking project.

Order No.	Purpose	ID	OD	Distance Past Base
POR42237	Lock nut			
POR42021	Stair routing 1-1/8" thick-threads	1-1/32"	1-1/4"	7/16"
POR42024	Lock face routing	21/32"	3/4"	9/16"
POR42030	General routing	25/32"	1"	3/8"
POR42033	General routing	13/32"	1/2"	5/16"
POR42039	Hinge butt routing	3/4"	59/64"	9/16"
POR42042	Hinge butt routing	5/8"	51/64"	9/16"
POR42045	For use with Stanley T-3 template	17/32"	5/8"	9/16"
POR42048	For hinges with 5/8" corner radius	1-3/8"	1-35/64"	17/32"

Shipping: 1 lb. each



POR42033



POR42042



POR42048



TEMPLATE GUIDE ADAPTER

Adapts Bosch routers to accept template guides of competitive brands. Will not work with: BOS1613, BOS1614, BOS1617, or BOS1618

BOS00512

Shipping: 1 lb.

TEMPLATES & LAMINATE TRIMMERS

Power Tools



PORTER CABLE LAMINATE TRIMMER

- 31,000 RPM, 4.5 amp motor provides the power and durability required to cut in various materials
- Perfect for most trimming, small edge forming and hinge routing applications
- Ergonomics allow for comfortable, single-handed control
- Precision-machined, cast-aluminum fixed base provides long term durability
- Quick release clips to remove the motor from the base
- Micro-set collar for quick and accurate bit height adjustments
- Spindle lock button allows for single-wrench bit changes
- 1/4" collet
- LED light and clear sub-base ensure maximum visibility in operation

POR6430



FREE on most orders over **\$400***

SPECIFICATIONS

Motor Amps	4.5
Weight	3.6 lbs
No Load Speed	31,000RPM
Speed	31,000RPM
Collet Dia	1/4"
Collets	1/4"
Spindle lock	Yes



DEWALT 3/8" (10MM) VSR PISTOL GRIP DRILL KIT WITH KEYLESS CHUCK

- 8.0 Amp motor delivers high performance in heavy-duty applications
- 3/8" all-metal ratcheting keyless chuck for greater bit retention
- 0-2,500 RPM, VSR trigger for versatility in drilling and fastening applications
- Soft grip handle design offers increased gripping surface and comfort
- All ball-bearing construction provides greater durability and longer tool life

DEW21009

SPECIFICATIONS

Chuck Capacity	3/8"
Gear Reduction	Single
Max Power Output (Watts)	650
Tool Length	9.6"
Shipping	6 lbs.
Motor Amps	8
No Load (RPM)	0-2,500
Max Drilling Capacity	
Steel twist bit	3/8"
Wood	1" - 1-1/8"

DEWALT

LAMINATE TRIMMER

- 31,000 RPM, 4.5 amp motor provides the power and durability required to cut in various materials
- Perfect for most trimming, small edge forming and hinge routing applications
- Ergonomics allow for comfortable, single-handed control
- Clear plastic fixed base provides long term durability and better line of sight while trimming
- Quick release clips to remove the motor from the base
- Micro-set collar for quick and accurate bit height adjustments
- Spindle lock button allows for single-wrench bit changes
- 1/4" collet
- LED light and clear sub-base ensure maximum visibility in operation

DEWE6000

Shipping: 6 lbs



SOLID CARBIDE LAMINATE TRIM BITS

1/4" cutting edge

FST5000

FST5001

Shipping: 1 lb. each

Need Laminate Bits?



Flush Trimmer



7° Bevel Trimmer

CORDLESS DRILLS



DEWALT

20V MAX* XR LITHIUM ION BRUSHLESS COMPACT DRILL / DRIVER KIT

- DEWALT brushless motor delivers up to 57% more run time over brushed
- XR Li-Ion batteries with fuel gauge provide 33% more capacity over standard packs
- Compact (7.2" front to back), lightweight (3.5 lb) design fits into tight areas
- High speed transmission delivers 2-speed settings (0-600/0-2,000 RPM) improving speed and torque control across a range fastening and drilling applications
- Ergonomic comfort grip handle provides ideal balance & tool control
- Metal 1/2" ratcheting chuck for superior bit gripping strength
- LED light with 20 second trigger release delay provides increased visibility in dark or confined spaces, LED placement on tool foot eliminates chuck shadows

DEW790



SPECIFICATIONS

Chuck size	1/2"
Voltage	20V
Power	360 UWO
Clutch Setting	15
# speed settings	2
Chuck Type	metal, ratcheting
Max RPM	0-600/0-2,000RPM
Tool Weight	3.5lbs



DEWALT

1/2" SPADE HANDLE DRILL

- Variable speed reversible switch reduces air bubbles when mixing mud and offers greater control when drilling
- 0-550 RPM provides increased torque for drilling and mud mixing
- 9.0 AMPS, 120V motor provides enough power for any job site application
- 7.5 lbs. (3.4 kg) increases user productivity and decreases user fatigue
- Soft grip handle for increased comfort
- 2-position rear spade handle and 3-position side handle gives greater control for all drilling and mixing applications
- Includes 3-position side handle, chuck key with holder and 2-position rear spade handle

DEW130V

Shipping: 9 lbs.

SPECIFICATIONS

Amps (AC only)	9.0	Capacities	
RPM	0- 550	Wood (Spade Bit)	1-1/2"
Gear Reduction	Triple	Wood (Self-Feed)	2-9/16"
Overall Length	15-1/2"	Wood (Hole Saw)	5"
Tool Wt.	7.5 lbs.	Wood (Auger Bit)	1-1/2"
		Steel (Twist Bit)	1/2"
		Steel (Hole Saw)	3"

FREE FREIGHT
on most orders over \$400*

In a Hurry?
You can get what you need by tomorrow!
We ship UPS Overnite, 2nd-day, and 3-day Select. Federal Express is also available.

1 HP 12" DISC SANDER

This production style 12" Disc Sander is ideal for shaping and smoothing edges, squaring end-cuts and trying simple and compound miters. The precision ground cast iron table adjusts for bevel sanding up to 45° and the 1 HP totally enclosed fan cooled direct drive motor spins at 1,700 RPM, which is ideal for wood sanding applications. Uses 12" pressure sensitive adhesive sanding discs.

WOO1828

SPECIFICATIONS

Motor Size	1 HP, 110V	Dust port	2"
Motor speed	1,725 RPM	Power cord	5'
Disc size	12"	Footprint	13"W x 10"D
Table tilt	0-45°	Miter guage slot	5/8"W x 1/4"H
Table size	18"w x 17-3/8"d 14.5"h	Approx. shipping wt.	74 lbs.



PSA ALUMINUM OXIDE SANDING DISC - PK. OF 2

These 12" diameter 80 grit aluminum oxide sanding discs are sized to fit most common disc sanders and are sold in a 2 pk. These sanding discs are pre-applied with top-quality pressure sensitive adhesive.

WOO1336

SANDERS



DEWALT

HEAVY-DUTY 1/4 SHEET PALM GRIP SANDER

- 2.4 Amp motor sands at 14,000 opm, providing a superior finish
- Textured anti-slip top & body grip
- Dust sealed switch for increased durability
- Sealed 100% ball-bearing construction provides longer life
- High capacity dust collection bag with built in vacuum
- Dual plane counter-balanced low-vibration design reduces fatigue
- Includes: dust bag with vacuum adapter and sandpaper punch

DEW26441

SPECIFICATIONS

Amps	2.4 Amps	Paper Size/Type	1/4 Sheet
Orbits/Min.....	14,000 opm	SFPM	N/A
Orbit Diameter	1/16"	Dust Sealed Switch.....	Yes
Dust Collection	Yes	Pad/Pad Break.....	N/A
Tool Weight	3.0 lbs	Shipping.....	6.5 lbs



DEWALT

5" RANDOM ORBITAL SANDER

- 3.0 Amp motor that spins the pad at 12,000 OPM
- Shorter height allows the user to get closer to work piece
- Rubber over-mold in all of the critical areas of the sander
- Separate counterweight design reduces vibration
- Dust-sealed switch to protect against dust ingestion for longer switch life
- Improved dust collection and interfacing with our vacuum locking system
- Dust bag has innovative one-hand locking system
- Includes sander, owner manual, dust bag and carrying case (bag)

DEW6423K

Shipping: 2 lb.



SPECIFICATIONS

Amps	3.0	Dust Sealed Switch.....	yes
Orbits/Min.....	12,000	Pad.....	hook & loop
Orbit Diameter	3/32"	Tool Weight	2.9 lbs.



DEWALT

1/4 SHEET PALM GRIP SANDER

- 2.3 AMP motor sands at 14,000 OPM
- Rubber overmold texture will provide smooth and comfortable control while sanding
- Improved paper clamp features for better paper retention
- Locking dust-port system that allows the user to lock vacuum hose up with the sander
- Reduced overall height of the sander to get the user closer to their work
- Separate counterweight design reduces vibration
- Rubber dust boot over the switch to protect against dust ingestion for longer switch life
- Includes sander, paper punch, dust bag

DEW6411K

Shipping: 2 lb.

SPECIFICATIONS

Amps	2.3 Amps	Paper Size/Type	Palm
Orbits/Min.....	14,000 opm	SFPM	N/A
Dust Sealed Switch.....	True	Dust Collection	Yes
Tool Weight	2.8 lbs	Shipping.....	6.5 lbs

SANDERS



PORTER CABLE 5" RANDOM ORBIT SANDER

- Provides maximum sanding speed for smooth finishes
- Controlled Finishing System maintains controllable pad speed and minimizes gouging during start up
- Dual-plane counter-balanced fan reduces user fatigue
- Dust-sealed switch protects against dust ingestion for longer switch life
- Sealed 100% ball-bearing construction
- Accepts 5", 8-hole hook and loop paper

POR382

Shipping: 2 lb.

SPECIFICATIONS

Amps	1.9 Amps	Shipping Dimensions:
Pad Speed	12,000 OPM	Length.....11"
Pad.....	5", 8 hole	Width.....5"
Abrasive type	Hook & loop	Height.....5.5"
Weight	3.0lbs	Shipping.....4lbs



PORTER CABLE BELT SANDERS

- Precision, long-wearing ball and needle bearing construction
- Gear and belt drive
- Standard equipment includes Sander, 100 G. Abrasive Belt, Dust Bag (with Dust Pick-up Models) and Operating Manual

3" X 21" SANDER

SPECIFICATIONS

Motor Amps.....	8
Length	12.5"
No load (SFPM).....	1,300
Net Wt.....	11 lbs
Belt size	3" x 21"
Shipping	13 lbs
Rated current ...	120 VAC,25-60 HZ

with dust pick-up

POR3521

HERMES 80-GRIT BELTS

Our most popular belt!

Boxes contain 10 belts each. Aluminum oxide grain, bonded to X-weight backing.

3" x 21"

HER32108

Other belts available on pg 74


Power Tools



5" RANDOM ORBIT SANDER REPLACEMENT PAD

POR13700 5"

Shipping: 1 lb. each



JESSICA BURROUGHS
REGIONAL ACCOUNT MANAGER
EXT. 128,
jessicag@norfield.com


1-800-824-6242

I've been working with Norfield for a few years now and I love it. I learn something new every day and it keeps the job exciting. I have a great connection with all of my customers and I enjoy helping and talking to each and every one of them. Norfield is the true definition of teamwork. In my spare time off it's all about my 2 kids and husband. We spend most of our weekends having cookouts with our families and just hanging out. We also love going to the beach, movies and parks

CHOOSING THE RIGHT GRIT

The surface hardness of each type of wood directly affects its ability to be sanded. The softer the material surface, the deeper the abrasive grains penetrate into the surface, and the more pronounced the tendency for the belt to be loaded. The harder woods allow the abrasive grain to produce a more uniform surface due to a higher density. The table to the right shows the relative sand ability of various types of materials. The table lists the materials from hardest to softest.

Oak, White	Hardest
Hickory	
Pecan	
Oak, Red	
Maple	
Birch	
Ash, White	
Walnut	
Hackberry	
Cherry	
Gum	
Magnolia	
Alder	
Willow	
Pine	



ABRASIVES



SF 168 SK STEARATED SILICON CARBIDE PAPER SELF STICK ADHESIVE

Recommended for Corian!

Hard sharp silicon carbide grain on a very flexible paper provides outstanding surface finishes. Stearate coated to reduce premature loading and clogging from sanding dust. The self stick adhesive allows for quick and easy application and removal of discs.

Priced per package of 100 discs, except 80 & 100 grit, which are priced per 50 disc package.

5" DISC

Order No.	Grit	Qty
HER14015SF	150-A	100
HER14012SF	120-A	100
HER14010SF	100-A	50
HER14008SF	80-A	50

Shipping: 1 lb. each

6" DISC

Order No.	Grit	Qty
HER14115SF	150-A	100
HER14110SF	100-A	50

Shipping: 2 lbs. each

Abrasives



VC 152 SK SELF ADHESIVE

Maximum cutting life!

Resin Bond Non-Loading Aluminum Oxide Paper- PSA C-Weight Production Paper VC 152 SK is a Hermes development that provides an outstanding combination of fast cutting action on wood-in-the-white, as well as resistance to loading when sanding painted surfaces. It is coated on strong paper backing for maximum cutting life together with excellent tear resistance.

5" DISCS

Order No.	Grit	Box Quantity
HER2022VC	220-C	100
HER2015VC	150-C	100
HER2012VC	120-C	100
HER2010VC	100-C	100
HER2008VC	80-C	50

Shipping: 3 lbs. each

6" DISCS

Order No.	Grit	Box Quantity
HER2122VC	220-C	100
HER2112VC	120-C	100
HER2108VC	80-C	50

Shipping: 5 lbs. each



- A wt lube paper backing
- Silicon carbide mineral
- Open coating
- Use on Lacquer/paint, plastic & wood
- Self adhesive

FANDELI 5" DISC SILICON CARBIDE

Order No.	Grit	Sheet/box
FAN19	80	50
FAN20	100	50
FAN21	220	50

Shipping: 3 lbs.

FANDELI 6" DISC SILICON CARBIDE

Order No.	Grit	Sheet/box
FAN23	100	50

5" RANDOM ORBIT SANDING SHEETS



8 Hole Hook and Loop

- Aluminum oxide grain for fast removal and fine finishing
- Hook and Loop backing for quick and easy paper change
- Stearate coating minimizes gumming and build up
- For use with Dewalt model DW421 & DW423. Also fits Makita BO5010 & Bosch 3107 and 1295D
- Quantity of 25 discs

Cat. #	Grit	# per pack
DEW4309	80	25
DEW4311	120	25


Shipping: 1 lb. each



HAND PALM SANDER

These palm sanders have vinyl pads for use with PSA discs. Ideal for quick jobs or touch-ups.

FER50 5"
Shipping: 1 lb. each



FLAP SANDING WHEELS UNMOUNTED

- Aluminum Oxide A.N.S.I. Graded.
- Poly-cotton.
- Ideal for grinding metal and wood.

FAN1 6" x 1" wheel
FAN2 6" x 1-1/2" wheel

ABRASIVES



Shipping: 2 lbs. each

BW-110 SK EXTRA HEAVY DUTY HERMES SANDING DISCS

Priced like a paper backed, performs like a cloth-backed!

SELF ADHESIVE F-WEIGHT PAPER RESIN BOND ALUMINUM OXIDE PSA (SELF-ADHESIVE)

Designed for your toughest applications. Resin bonded to F-weight paper to resist tearing. Compare it to any product. Priced like any paper, performs like cloth-backed paper.

5" DISCS

Order No.	Grit	Quantity
HER51152BW	150-F	100
HER51155BW	80-F	50

FANDELI 5" DISC HEAVY DUTY



- Self adhesive
- Resin bond
- Open coat
- Fepa "P" grade
- For wood, metal, leather, lacquers, paints

Order No.	Grit	Sheet/box
FAN4	150G	50
FAN5	120G	50
FAN7	80G	50

Shipping: 3 lbs.

FANDELI 9"X11" PRODUCTION PAPER



ANSI GRADED, STEARATED PAPER, OPEN COAT SILICON CARBIDE PAPER SHEETS

- Resists loading
- Self-sharpening grain provides increased productivity

Order No.	Grit	Sheet/box
FAN15	150	100

Shipping: 3 lbs.



Abrasives

HERMES 9"X11" PRODUCTION PAPER



VC 152 RESIN STEARATED BOND NON-LOADING ALUMINUM OXIDE PAPER C-WEIGHT

This is a Hermes product with fast, clean cutting action on wood-in-the-white and excellent resistance to loading on painted surfaces.

Order No.	Grit	Sheet/box
HER91112VC	120-C	50
HER91181VC	80-C	50

Shipping: 3 lbs.

ABRASIVES



HERMES SANDING BELTS

RB346-MX X-WEIGHT ALUMINUM OXIDE CLOTH BELT RESIN BOND Designed especially for the new 6" x 48" edge sanders now on the market. A heavy-duty product for demanding applications.

6" x 89" PRICES ARE PER BELT

Order No.	Grit
HER68910	100
HER68908	80

PORTER CABLE SANDING BELTS

"PURPLE BELTS" FOR COATED ABRASIVE BELT APPLICATIONS

- Increased cut rates.
- Consistent finish results.
- Substantially reduced sanding times.
- PLUS, twice the performance of any portable sanding belt.



3" X 21" 5 BELTS PER BOX

Order No.	Grit
POR13534	80



4" X 24" 5 BELTS PER BOX

Order No.	Grit
POR13558	80

RESIN BOND A/O X-WEIGHT CLOTH PREMIUM QUALITY

- Strong sharp aluminum oxide grain
- Bonded with a heat resistant resin to a high strength backing
- Fast cutting and resistant to loading on a wide range of applications
- Open coat

3" x 21" 10 BELTS PER BOX

Order No.	Grit
HER32110	100
HER32108	80



3" x 24" 10 BELTS PER BOX

Order No.	Grit
HER32410	100
HER32408	80



4" X 24" 10 BELTS PER BOX

Order No.	Grit
HER42410	100
HER42408	80

Shipping: 2 lbs.



ROLLS

10 YARDS PER ROLL

Order No.	Grit
POR13620	120
POR13600	100
POR13608	80

Shipping: 21 lbs.



Abrasives



PRO-STIK® ABRASIVE BELT CLEANERS

PADS (3" X 3" X 1-1/2")

WOO1310
Shipping: 1 lb



STIKS (1-1/2" X 1-1/2" X 8-1/2")
WOO1306

Shipping: 1 lb



HERMES WIDE BELTS

- Open coat facilitates less loading and clogging of the belt.
- Washable and reusable.
- Specially treated X-weight cotton cloth for anti-slip tracking and reduced stretching.
- Longer sanding belt life.

37" x 60"

Order No.	Grit
HER37615	150
HER37612	120
HER37610	100
HER37608	80

Shipping: 5 lbs. Sold individually




TABLE SAW ACCESSORIES

PRECISION TRAK & STOP KIT

Take the guesswork—and your tape measure and pencil—out of cutting wood to length. The Precision Trak and Stop Kit allows you to turn a miter saw into a precise cutting system. Simply position the stop at the dimensions you'd like to cut using the precision lens cursor, place the board against the stop, and cut to that exact length every time. You build the support wings out of plywood (or another sheet material), and then add the Trak. Outfitting your saw to cut perfectly-sized workpieces couldn't be simpler!

- Four 2' pieces of Top Trak
- Two 12' self adhesive tapes (L-R and R-L),
- One Swing Stop
- One Production Stop



KRE8000

ADDITIONAL STANDARD SWING STOP

KRE7801

24" TOP TRAK

This Trak features a self-aligning, 'L'-shaped mounting foot for easy installation on a shop-made fence. Just drill 1/8" (3mm) holes through the back of the extrusion and secure with the included mounting screws. Also available in 48" (610mm) length.

KRE7712



48" TOP TRAK

This Trak features a self-aligning, 'L'-shaped mounting foot for easy installation on a shop-made fence. Just drill 1/8" (3mm) holes through the back of the extrusion and secure with the included mounting screws. Also available in 24" (1219mm) length.

KRE7714



Table Saw



SELF-ADHESIVE TAPE

This 1/2" wide, self-adhesive measuring tape fits snugly into the indentation on table saws. Metallic tape is highly scuff resistant and can be trimmed to length with scissors. Be sure to choose the correct tape orientation... left-to-right reading to the right of the saw blade, right-to-left reading to the left of the saw

blade.

KRE15 Left to right 12'

KRE16 Right to left 12'

SELF-ADHESIVE TAPE METRIC

KRE17 Right to left 3.5 meters

KRE18 Left to right 3.5 meters



SELF-ADHESIVE TAPE USED ON OUR MACHINES

13-853 Right to left

13-854 Left to right

SELF-ADHESIVE TAPES

Steel tapes that last and last!


These heavy-duty steel tapes can be easily applied with self-adhesive backing. The measurements begin at 0" and ascend either to the right of center or the left of center. Calibrations are in 1/32" for the first foot and 1/16" thereafter. English/Metric tapes are calibrated 1/16" / 1.5 mm.

RH = tape reads right to left
LH = tape reads left to right



Order No.	Description
NOR101	LH, 6' Length, 3/4"width
NOR102	LH, 12' Length, 1/2"width
NOR103	RH, 6' Length, 1/2"width
NOR104	RH, 12' Length, 1/2"width

SHOP SAFETY



FOR TABLE SAWS YELLOW BOARD BUDDIES

These yellow wheels turn clockwise to prevent kickback on table saws. Mounts to fences 3" to 3-1/2" high x 1" or wider.

- Clockwise rotation
- Prevent kickback on tablesaws and router tables.
- Mounts to fences 3" to 3-1/2" high x 1" or wider.
- Non-marring
- Neoprene wheels
- Die-cast aluminum construction

WOO1104 YELLOW Shipping: 4 lbs.



PUSH BLOCK

High-impact molded plastic and a natural rubber friction pad that grips the work piece firmly. Bright orange color for safety.

WOO1400
Shipping: 1 lb.



Shop Accessories

PUSH STICK

KEEP YOUR HANDS AND FINGERS SAFE FROM BLADES AND CUTTERS!


A true necessity when running narrow stock. Durable handle is ergonomically designed for maximum control of the work piece against machine fences. Designed in the USA!

WOO3122
Shipping: 1 lb.

PRECISION STOP BLOCK

Ideal for cutting multiple pieces to the same size, this stop block also eliminates marking and adjusting the workpiece to the saw blade when cutting single pieces. Features micro-adjustable stops and two magnified hairline cursors for left and right of the blade operation. Works with fences 1-1/2" wide and a minimum of 2-1/4" in height.

WOO1109



SHOP SAFETY



DIAMOND SOF-TRED MATTING

- Non-directional "DECK PLATE" top surface allows for sure footing
- Acrylic coated top resists abrasion and wear that result from pivoting
- 4" yellow border
- 1/2" thickness for ultimate comfort

SUP01 (2'X6')

SUP02 (3'X5')

FULL ROLLS AVAILABLE.

2', 3' and 4' rolls available, cut to size. Call for a quote.

Shipping: 11 lbs.



FREE FREIGHT
on most
orders over
\$400*



EAR PLUGS - REUSABLE

ANSI S3.19-1974 approved- 2 per package. Rated 21 for noise reduction (very effective-- 30 is maximum).

ADE14880

Shipping: 1 lb.



DISPOSABLE DUST MASK

Comfort mask offers relief from irritating effects of common nuisance dusts such as common shop dust, alfalfa, pollen, and animal dander. Not for protection from toxic particles or for use while spray painting.

ADE1001

Pack of 50. Shipping: 1 lb.



FOAM EAR PLUGS

Disposable. Foam design expands and conforms to size and shape of ear. Washable. Can be comfortably worn for extended periods of time. ANSI S3.19-1974 approved. Noise reduction Rating (NRR) 29dB. 2 per package.

WWG4507

Shipping: 1 lb.



APRON

Bib style apron protects the front torso from dust and chips. Made from ballistic nylon. Apron is fully adjustable, one size fits all.

WOOD3115

SHOP ACCESSORIES



EZ GRIP 7-IN-1 MULTIPURPOSE PAINTER TOOL

7-in-1 multi-purpose painter tool works as a scraper, a spreader, a gouger, a putty remover, a paint roller cleaner, a nail setter and a nail puller. With an ergonomically engineered handle designed to decrease hand fatigue, this multi-tool increases leverage, control and productivity. The full tang, stainless steel blade runs the entire length of the handle and is perforated at five critical points. Molded into the handle, the blade eliminates ordinary rivets to create a user-friendly, virtually indestructible tool.

RED6251



DRY FILM LUBRICANT

Contains PTFE, the advanced Dry Film lubricant technology from DuPont®. Penetrates and bonds to most surfaces. Prevents sticking, reducing friction and wear and is highly resistant to oil, dust and dirt build-up.

CRC03044

Ground shipping only.
Shipping: 2 lbs.

DO NOT USE ON MAGNUM BUTT ROUTERS



3-M SCOTCH-GRIP HIGH PERFORMANCE CONTACT ADHESIVE

Adhesive for wear strip installation on most Norfield machines. Ships by surface carrier only. 5 fluid oz. tube.

SAC1357



SPECIAL SMOOTH CUT LAMINATE FILE

Single Cut File


Cat. #	Size	Shipping
PRA10	10"	1 lb.5
PRA12	12"	1 lb.

PLASTI-CUT™ DUPLEX™ FILE

- Fast-cut one side, smooth-cut the other
- One edge without teeth
- 10" OAL

PRA100

Shipping: 1 lb.



WOOD RASP SET

3-Pc. set with rubber handles includes round rasp, flat rasp and half-round rasp. Ideal for wood carvers. Aggressive teeth remove wood fast for any wood shaping need. 12" OAL

Shipping: 2 lbs

W003113

6 PIECE FILE SET

Sure-grip rubber handles on the set which includes round rasp, square rasp, half-round rasp, triangular rasp, flat rasp and tapered rasp. 12-1/4" OAL

W003112



PROFESSIONAL, DEPENDABLE PUTTY KNIVES

High-carbon, precision-ground steel blade is lacquered to prevent rust. The handle is made from long-lasting molded polypropylene, the safety material that gives you maximum gripping power.

RED4203 Stiff-blade putty knife

RED4204 Flexible-blade putty knife

Shipping: 1 lb.

Shop Accessories

LOOP GRIP HEX KEY T-HANDLE SETS

Made from heat-treated 8650 alloy steel for maximum toughness and dimensional accuracy.



Catalog #	Description	Arm Length	Shipping
EKL33168	8 key kit 3/32" - 1/4"	6"	2 lbs.
EKL33198	8 key kit 3/32" - 1/4"	9"	2 lbs.

FOLDING HEX KEY SET

Rugged, dependable and folds up into a convenient case like a pocket knife.

- Hex size stamped on shaft.
- Spring loaded to hold tool in any position.
- Black oxide finish, one-piece steel case.



Catalog #	Description	Arm Length	Shipping
EKL20911	9 keys 5/64" - 1/4"	4-1/4"	1 lb.
EKL20511	5 keys 3/16" - 3/8"	5-1/4"	2 lbs.

SHOP ACCESSORIES



150 PC. MEGA BRUSH SET

For not much more than the cost of a few off-the-shelf foam or bristle brushes, this Mega Brush Set includes 50 Foam Brushes with Wooden Handles, 50 Bristle Brushes with Wooden Handles and 50 Glue Brushes in assorted sizes. Ideal for quick painting, staining and finishing jobs, as well as spreading glue, flux and pipe dope, the convenience factor alone makes this set one of the best deals around!

WOO3105



50 PC. GLUE BRUSH SET

The best guarantee for a fail-safe glue joint is to spread the glue evenly over the entire surface. The best way to spread glue is with one of these disposable glue brushes. Small enough to fit into tight mortises, yet large enough to spread glue quickly, these glue brushes belong in every woodshop. Plumbers and pipe fitters also use these brushes for flux and pipe dope. Poly-bagged.

WOO2026



Shipping: 1 lb.

6" DIAL CALIPER

Precision caliper can measure small part sizes and thickness of everything from lumber to a sheet of paper. One-handed operation. Precise outside and depth measurements to .001" increments. Case included.


WOO1052



LOCKING G-CLAMP PLIERS

Wide throats reach around just about anything and screw-adjustable and lever-locking grips hold just about everything. Also feature swivel pads for uneven work surfaces.

WOO2263 Plier 11"
Qty: 1



MOISTURE METER

Check lumber moisture before you cut!

This compact rugged instrument is one of the most popular moisture meters. Ideal for checking the dryness of lumber, veneer or fiberboard, in a shop, at home or in any industrial application.

- Comes with two sets of interchangeable pins for measuring depths of 3/16" and 7/16".
- Automatically calibrates for decreasing battery voltage.
- 2-position switch compensates for different species.
- Cap serves as gun-type grip for easy pin insertion and also covers pins for safe transport.

LIG1
Shipping: 1 lb.



FAMOWOOD® WATERBASE WOOD FILLER

All the features of the original Famowood®... now without the solvent.

Pint Size Only

Catalog #	Description:
VEL102	Birch
VEL103	Natural
VEL104	Red Oak
VEL101	Oak
VEL105	Cherry/Dk Mahogany
VEL106	White Pine
VEL107	Fir/Maple
VEL108	White

Shipping: 3 lbs. each.

FAMOWOOD WOOD FILLER

Professional wood filler fills holes and cracks quickly, dries rapidly with no noticeable shrinkage, sands easily and is waterproof and weatherproof.



All it takes is a few quick seconds to fill in mistakes...then sand them clean!

Famowood® must ship surface carrier.
Shipping: 2 lbs. each.



Cat. #	Color
VEL112	Alder
VEL201	Ash
VEL202	Cherry/Dk.Mhg.
VEL203	Fir/Maple
VEL204	Walnut
VEL205	White Pine
VEL210	Cedar
VEL410	Mahogany
VEL510	Natural/Ash
VEL710	Pine
VEL910	Red Oak

SHOP ACCESSORIES



FREE FREIGHT
on most orders over \$400*

GORILLA 80Z WOOD GLUE

New Gorilla Wood Glue, bonds stronger, faster for wood-to-wood applications. It's hard working and long lasting. Your wood glue just got a lot tougher! Has

a special formula created for a variety of wood surfaces, is water-resistant, and has no dyes for a better looking bond line.

- Shorter Clamp time and is 80% cured in 1-2 hours
- Dries clear contains no dyes, is water resistant, and passes ANSI/HPVA Type II
- Convenient snap-up cap seals when snapped down
- Versatile, good for use on hardwoods, softwoods, and wood composites

NORGW8



80Z POLYURETHANE GLUE

- 100% waterproof (Passes ANSI Type I & II water-resistance testing)
- Bonds virtually everything
- Epoxy-like strength- No mixing
- Short clamp & fast cure
- Excellent sand ability
- 100% solids
- Solvent free

FRA6 8 oz.

All Titebond glues ship by surface carrier.

80Z GORILLA GLUE

The best of the polyurethane adhesives provides a strong bond that will last.

- 100% waterproof, does not break down when exposed to outdoor elements. Easily passes ANSI/HPVA HP-1-2000 Types 1 and 2.
- 100% solids, no mixing- use directly from the bottle
- No volatile components- no need for evaporation,
- 20 minute open time
- Sandable & stainable, bonds both porous & nonporous surfaces, metals, glass, ceramics, plastics & more.
- Follow instructions for best results.
- Versatile, ideal for most household fixes, building repairs and creative projects.



NORGR8



MACHINE CLEANER

All-purpose machine cleaner leaves no residue and is safe on most plastic and electrical parts. Cleans pitch from rollers, gears and other machine parts. Do not use on polycarbonate plastics or sensitive electronic equipment or energized equipment.

CRC03150

NOTE: DO NOT USE ON MAGNUM BUTT ROUTERS! Ground Shipping only. Shipping: 2 lbs.

In a Hurry?
You can get what you need by tomorrow!
We ship UPS Overnite,
2nd-day, and 3-day Select.
Federal Express is also available.



TITEBOND® WOOD GLUE

Strong initial tack. Grabs fast, aligns easily. Sets fast to shorten clamp time. Easy to use. Unaffected by lacquers, varnish and sealers. Won't soften or gum up when sanded.

TITE BOND I

Original Formula, good for porous materials. Tite Bond I is flammable.

1-gallon bottle

FRA1

TITE BOND II

Premium formula, good for a variety of materials. Non-toxic, non-flammable.

1-gallon bottle

FRA2



Hi Everyone,
I have been with this awesome company since May 2018. Not only am I a customer service representative, but I also play a role in supporting our techs, specializing in warranties and returns, and last but not least, I am backup for our shipping/receiving department. As we all know, unexpected situations are tough when you need to get a job done. I want my customers to know that, even though I might be thousands of miles away, I love being able to help and you can count on me to keep your business going.

SAMANTHA LEWIS,
CUSTOMER SERVICE
EXT. 125
samanthal@norfield.com

1-800-824-6242

SHOP ACCESSORIES



DEAD BLOW 16 OZ HAMMER

Unlike rubber mallets, dead-blow hammers won't bounce off your work. Sealed lead shot in the hammer's head delivers all the kinetic force to the contact point - exactly where it should be.

WOO1085 16 OZ



SHOP MALLETS

Round head mallets feature a tough urethane 360° striking surface that is non-marring and very quiet to use. Provides plenty of mass for tough carving operations. Finely sanded maple handles are turned to yield a comfortable grip.

WOO2808 30 OZ



'Iron' away wooden door dents with ease!

This little tool works miracles on minor dents in wood doors. Just put water on the dent and apply the iron to "lift" the dent! It's also ideal for applying and drying edge-banding and easily drying fillers used in repairing metal and fiberglass doors. Includes iron rest.

WES0523
Shipping: 2 lbs.



Bristles 2-1/2" long, overall length 12"

BENCH BRUSH

Great for cleaning chips and debris at your Door Lite Machine, assembly station and work bench! Natural horsehair bristles do a thorough but gentle job while producing less static electricity than synthetic brushes.

PRA08
Shipping: 1 lb.



Fumble fingers? Telescoping magnet lifts 16 lbs!

Save your back! This handy magnet extends to 30" to pick up that errant tool or dropped screws! Grip is oversized and designed for comfort.

WOO3204
Shipping: 1 lbs.



Extra Blade

PROFESSIONAL LAMINATE CUTTER

Carbide-tipped for quality cutting of laminates.

PRA344
Shipping: 1 lb.

PRA345 Extra Blade
Shipping: 1 lb.

DE-BURR LITE HOLES AND CUT-OUT EDGES!

Remove rough edges on steel doors with this light-weight deburring tool. Includes two blades.

DEBURRING TOOL
ENC38003

REPLACEMENT BLADE
ENC38023
Shipping: 1 lb.



4-PIECE NAIL SET

Case hardened nail sets are conveniently packaged in sets of four tip sizes. Bright fluorescent colors for easy identification and location. Tip sizes include: 1/32", 1/16", 3/32", and 1/8".

WOO2530
Shipping: 1 lbs.

SHOP ACCESSORIES



FILE J-ROLLER

The most popular hand roller for plastic laminate. 12" OAL

PRA78

Shipping: 2 lbs.



PRESSURE ROLLER

For heavy plastic laminates

The 1/2" diameter steel handle is specially designed to provide maximum pressure. Durable 1-1/2" diameter x 3" wide nonmarking black rubber roller has no axle projection on the end, allowing scratchless flush work. Rust resistant, zinc plated finish. Overall length, 14-3/4".

GUNV300

Shipping: 2 lbs.

Shop Accessories

TOOL BALANCER

Make ergonomics work for you!

- Tension and release devices engineered for safety/ease of use
- Stainless steel spring edge rolled for longer life
- Heavy duty aluminum housing for industrial environments
 - Compact size (2.9" body diameter)
 - Cord length, 6'



Perfect for use on the Norfield Magnum and 350H!

AIR7472

INDUSTRIAL TOOL BALANCERS

5-LB STEEL CABLE BALANCER

AIR7472

Shipping: 3 lbs.

5-LB 6FT ADJUSTABLE STEEL CABLE BALANCER
10-1289

Without hanger

10-410

Shipping: 2 lbs.



NORH10

Catalog#	Ratchet Lock	Cable length	Load Range
NORH10	No	8.0'	5-10 lbs.
NORH11	Yes	8.0'	5-10 lbs

Shipping: 2 lbs. each

EXTENSION ROLLER

Three 2-1/4" resilient rollers. Special hand grip at the roller section; heavy pressure can be applied right where it is needed, at the rollers. The twist-lock handle can be quickly adjusted from 18" up to 27".

PRA333

Shipping: 4 lbs.



SEAM ROLLER

Steel roller applies level pressure. The 9" hardwood handle allows a firm two-handed grip when needed. 11" OAL

PRA348

Shipping: 4 lbs.



EDGE SQUEEZE ROLLER

Puts pressure on the laminate at the edges to seal them down tight to the substrate. The tip roller rides on the underside and the mid-roller rides on the upperside to put handle pressure on the edge. 12" OAL

PRA79

Shipping: 2 lbs.

SHOP ACCESSORIES



STEELEX BLOCK PLANE

Perfect for trimming across the grain as well as with the grain for perfect fits. Cast iron construction, precision milling and accurate adjustment mechanisms. Measures 6-7/8" long.

WOO2672
Shipping: 2 lbs

In a Hurry?

You can get what you need by tomorrow! We ship UPS Over night, 2nd-day, and 3-day Select. Federal Express is also available.



10" PRECISION MOLDING BAR

- Ideal for reducing material damage when prying molding and trim
- Polished flat surface and beveled claws for precise penetration
- Forged, high-carbon spring steel for extreme strength and durability
- Flat striking face allows claw to be driven under deeply embedded nails
- Tempered to help reduce chipping and heat-treated for durability

DEW55117



4 PIECE PLIER SET

Includes: 10" tongue and groove, 8" adjustable wrench, 8" linesman, and 8" long nose **NORKP4**



DRILL GUIDE KIT

This simple, yet precise Drill Guide locates exact drilling centers and guides drill bits perfectly perpendicular to the workpiece on flat, round, spherical and corner edges. The Drill Guide also acts as a quick and accurate dowel drilling guide for edge joining. Includes 3/16", 1/4", 5/16", 3/8", 7/16" and 1/2" drill bushings, locating pin and guide.

WOO3206

Shop Accessories



Shipping: 1 lb. each.

SLICKPLANE

Produces an exceptionally smooth 1/16" radius or a 45 chamfer over the entire length of an edge. Crafted from rock maple, the Slickplane is designed to fit comfortably in your hand. A brass sole glides easily along the workpiece edge as two independently adjustable carbide-tipped cutters apply the finishing touch.

WOO1100

WOO1101 1 pr. Radius Replacement Blades

WOO1102 1 pr. Chamfer Replacement Blades



WOO1101

WOO1102



FREE FREIGHT
on most orders over **\$400***

DUST COLLECTORS



3 PHASE

5 HP 3900 CFM 3 PHASE 220-VOLT/440-VOLT VERTICAL BAG DUST COLLECTOR

- High Output 5 HP TEFC (Totally Enclosed Fan Cooled) Motor Design for Long and Continuous Use
- 3,990-CFM / 220-Volts or 440-Volts (Wired for 220V) / 60-hertz / 3-Phase – Additional Component Required for 440V
- 7-Inch Inlet Allowing For Four 4-Inch “Y”-Shaped Attachments
- All Metal Body And Fan Impeller Construction For Durability – Plus Roller Wheel For Maneuverability Between Areas As Needed
- Ideal For Servicing Wood Working Shops And Industrial Workshops

15-527

SPECIFICATIONS

Motor	5HP
Inlet diameter	7" x 1
.....	4" x 4 (standard)
.....	5" x 2 (optional)
Air volume	2733 CFM
Bag volume	20.97FT ³
Static Pressure of water	10.55 inch
Packing	57" x 30" x 31"
Net weight.....	253lbs
Gross weight	363 lbs

3 PHASE

3 HP DUST COLLECTOR 3PH 230/460V, 30-MICRON BAG FILTER KIT

This Dust Collector is strong enough to use with planers, wide belt sanders, table saws and most other woodworking machines. The exclusive TurboCone™ improves chip separation to prevent clogging of the filter, and increases packing efficiency of the collector bags. The canister filter offers superior filtering surface area over standard bags, and captures 98% of 2-micron particles. The all-metal duct improves rigidity and air flow. The clear collector bags are large capacity, which means less down-time changing them. Four swivel casters and conveniently located handles allow for easy mobility.

FEATURES:

- TurboCone improves chip separation and collector bag packing efficiency
- The cone eliminates premature filter clogging for sustained performance
- All-metal duct construction for rigidity and improved air flow
- 30-micron filter bags for improved capture of fine dust particles
- The large impeller is powered by a 3HP motor for peak performance
- Triple 4" dust ports allow for several hoses to be attached at the same time
- Cloth collection bags with view window use a snap ring for rapid installation/removal
- 10 cubic feet collection bag capacity reduces number of bag changes.
- Tall filter bags require less cleaning due to the larger surface area
- Four swivel casters for easy maneuverability

JET1792073K

(Because of drop ship status this product does not ship free freight)

SPECIFICATIONS

Air flow @ 4"	234CFM,
Air flow @ 8"	1,754 CFM
Motor voltage	230V, 460V
Motor current	8-1/5Amps, 4-1/0Amps
Efficiency	30 Micron
Static pressure	11.31 WC
Sound rating	86-92 DB
Bag diameter	20 inches
Velocity @ 4"	5,200CFM
Collection bag capacity	10 Cu. Ft.
Collection bag length	30 in
Filter bag/canister length	48in



DUST COLLECTORS



DUST COLLECTOR

Dedicated collection for larger machines is *now affordable!*

For wood dust only. Come with a 2.5 micron felt upper filtration and a plastic (PE) lower collection bag.

WOO1666 2HP 220V
WOO1685 1-1/2 HP 110V

(Because of weight these products do not qualify for free freight)

UPPER REPLACEMENT BAG
WOO1795

LOWER REPLACEMENT BAG
WOO4573 PACK OF 5

CLAMP FOR REPLACEMENT BAG
WOOX1666

SPECIFICATIONS

6" Inlet with a removable "Y" fitting with two 4" openings
 Portable base size: 21-1/2" x 33-1/2"
 Bag volume: 5.4 cubic feet
 Height (with bags inflated): 78"
 Bag size (Dia. x depth): 19" x 33" (2)
 Powder-coated finish
 Impeller: Balanced steel, radial fin 12"
 Air suction capacity 2HP: Approx. 1,550 CFM
 Air suction capacity 1-1/2HP: Approx. 1,280CFM
 Static pressure 2HP: 12.3" 1-1/2HP: 10.1"
 Standard bag filtration: 2.5 Micron
 Approx. shipping weight: 108 lbs.

SINGLE PHASE

1 HP 800 CFM DUST COLLECTOR

Designed for portability, the model W1727 1 HP Dust Collector can be moved from one machine to another when needed, instead of having to build an entire fixed dust collection system and running ducts to each machine. CSA certified meeting CSA C22.2 #243-M91 and UL 1017-4th standards!



SPECIFICATIONS

- Motor: 1 HP, 110V/220V, single-phase, prewired 110V
- Motor amp draw: 9A/4.5A
- Air suction capacity: 800 CFM
- Static pressure: 5.67"
- Number of 4" intake holes: 1
- Impeller: 9" balanced steel, radial fin
- Bag capacity: 2.1 cubic feet
- Portable base size: 15-3/4" x 26"
- Bag size (diameter x depth): 14-3/4" x 24-3/8" (2)
- Powder-coated finish
- Height with bags inflated: 54-1/2"
- Standard bag filtration: 2.5 micron
- Sound level: 79-81 dB
- Approximate shipping weight: 59 lbs.

WOO1727 1HP

This product does not ship free freight)




Dust Collection

3HP 2,800 CFM DUST COLLECTOR

When you are ready to take your dust collection system to the next level, this 3 HP Dust Collector will be your first choice. The increased air suction capacity will allow you to build bigger and more complex dust collection systems with room to spare. Also, the double collection setup means less down time emptying bags and shaking out filters - this translates to more time spent actually making the dust! CSA certified meeting CSA C22.2 #243-M91 and UL 1017-4th standards! For wood dust only. Comes with a 2.5 micron felt upper filtration and a plastic (PE) lower collection bag.

WOO1687 3HP 240V

(Because of weight these products does not qualify for free freight)



SPECIFICATIONS

Motor size: 3 HP, 240V, Single-phase, 3,450 RPM
 Motor amp draw: 12A
 Impeller: 13" balanced steel radial fin
 Maximum inlet size: 8"
 Inlet adapter: 4-way x 4" inlets
 Air suction cap.: Approx. 2,800 CFM
 Static pressure: 14.4
 Bag size (Dia. x depth): 19" x 33" (4)
 Height (with bags inflated): 78"
 Bag volume: 10.8 Cubic Feet
 Standard bag filtration: 2.5 Micron
 Approx. shipping weight: 202 lbs

DUST COLLECTION BAGS & ADAPTORS

LOWER COLLECTOR DUST COLLECTION BAG



JET708699 without strap
Works on DC-1200, DC-1900, DC5600

JET708699A with strap
Works on DC-1100VX & DC1200VX, 30 micron

UPPER COLLECTOR DUST COLLECTION BAG



- Cloth upper bags filter out all but the finest of dust particles
- 1" H x 12" W x 8" D

JET6286600

ADAPTORS

Connect 2-1/2" line to a 3" or 4" line, or to tie into other machines that have 2-1/2" connections. Good for shop vacs.



Order No.	Dia.	Overall Size
WOO1041	2-1/2" x 3"	3-13/16" x 3"
WOO1044	2-1/2" x 4"	4-1/2" x 4-1/4"



CLEAR PLASTIC DUST COLLECTION BAG

- Clear plastic design allows you to easily monitor chip level
- Sold in quantities of one

DEL04450 Bag size 33" x 50"
Works on 50-762 & 50-763

DEL50-891 Bag size 25-3/4" x 46"
Works on 50-760, 50-788 & 50-789

HOSE CLAMPS

STEEL CLAMPS	
Size	Order No.
2"	WOO1025
2.5"	WOO1313
3"	WOO1021
4"	WOO1022
5"	WOO1023
6"	WOO1024
8"	13-607



CLEAR PLASTIC COLLECTION BAG, 5-PACK

- Clear plastic collection bags collect dust 15 times smaller than standard filters
- Captures particles as small as 2 microns for optimal lung health and cleaner work environment
- Reduces air-resistance to provide a 10-20% more CFM than conventional dust collectors
- Transparent bags make it easy to tell when they are full

JET709563 20" Diameter

SPLICES

Connect full sections of hose for longer runs or to utilize short sections.



Order No.	Dia.	Overall Size
WOO4227	2.5"	Fits most larger vacuum hose
WOO1019	4"	6-1/8" x 3-15/16" x 3-15/16"

UNIVERSAL ADAPTOR

Seven-step adaptor provides a multitude of dust collection reducing options. Simply cut away unneeded steps with a hacksaw. Outside diameter step sizes include 1", 2", 2-1/2", 3", 4", 5" and 6". Wall thickness is 1/8".



Order No.	Overall Size
WOO1039	9-1/2" L x 3" W x 3" D


FLOOR SWEEP COMES IN HANDY

In conjunction with 4" blast gate, this clever floor sweep cleans up shop messes quickly and easily. Sweep dust toward suction, and it's gone! Affixes easily to the floor using double-sided tape.

- 24" wide x 3-1/2" high x 7" deep
- overall outlet diameter- 4"
- weight- .73 lb
- material thickness- 3/32"
- flange- 3/4" wide

WOO1003

WOO1007, 4" BLAST GATE (REQUIRED)



Floor sweep (above) snugly attaches to collector hose. Blast gate (right) is required to control air flow.



Shipping: 1 lb each.

Ts

Add branches to your system so you can service each machine in the shop. They're helpful when space or design constraints limit the use of Ys. Available in 3" & 4" O.D.



Order No.	Dia.	Overall Size
WOO1012	3"	7-5/8" x 6" x 2-7/8"
WOO1013	4"	9-3/4" x 8" x 4-1/6"

DUST COLLECTION HOSES & ADAPTORS

HOSE

- Tough polyethylene hose
- Ideally suited for duct work
- Flexible, very strong, durable and most importantly, economical



Order No.	Size	Shipping.
WOO1026	2"x10'	3 lbs.
WOO1027	2.5"x10'	3 lbs.
WOO1029	3"x20'	8 lbs.
WOO1030	3"x50'	15 lbs.
WOO1031	4"x10'	6 lbs.
WOO1032	4"x20'	9 lbs.
WOO1033	5"x10'	9 lbs.

CLEAR FLEX HOSE FOR NORFIELD MACHINERY

Order No.	Size
USP36049	2"
USP36050	2-1/2"
USP36051	3"
USP36053	4"
USP36055	5"
USP36057	6"
USP36058	8"



*Sold by the foot. Max. Length is 50'. Lengths over 20' will not ship free freight.

ELBOWS

Elbows are necessary whenever ductwork changes direction.



Order No.	Dia.	Radius	Shipping
WOO4235	2-1/2"	2-1/2"	1 lbs
WOO1016	3"	3"	2 lbs
WOO1017	4"	4"	2 lbs



Ys

Ys are used to attach branch lines to service more than one machine. Increases lateral air flow and efficiency over other types of fittings. These popular fittings are available in 3" or 4" diameter and can be used as clean-outs as well.

Order No.	Dia.	Overall Size
WOO1014	3"	7-7/8" x 6-3/4" x 2-7/8"
WOO1015	4"	9-13/16" x 8-1/4" x 4-1/16"



VACUUM HOSE REEL WITH HAND CRANK

- Vacuum Hose reel
- Hand crank
- 1-1/2" x 50'

COXV117-850

UNIVERSAL DUST HOOD

The Universal Dust Hood fits over a 4-1/2" hole and can be adapted to many woodworking tools. Material thickness is 3/32". Outlet diameter is 4" O.D. Flange is 3/4" wide. Overall size 6-1/4" x 6-1/4" x 2-1/2"



Order No.	Dia.
WOO1010	4"

BLAST GATES

Plastic blast gates are economically priced and feature a textured surface and easy sliding gate action. The aluminum blast gates are top quality and feature a cast aluminum body with steel gate and locking knob.



Size	Order No.	Type
3"	WOO1006	ABS plastic
4"	WOO1007	ABS plastic
5"	WOO1008	ABS plastic

REDUCERS

- Step down from a larger main line to smaller branch lines
- Increase air velocity near the machine where it's needed most



Order No.	Dia.	Overall Size
WOO1011	4" to 3"	3-7/8" x 2-15/16" x 3-7/16"
WOO1037	5" to 4"	

BARREL-TOP SHOP VACUUM

Turn a 55-gallon drum into a highly efficient shop vac!

Collects sawdust and wood chips to keep your shop clean and safe. Vacuum fits on top of a 55 gallon barrel. (Barrel not included.)

All models include:

- 5' wire-reinforced rubber/PVC hose
- 14-gauge steel blower
- Dust/filter bag, 5 micron
- Front & side intake nozzles
- 8' power cord

Shipping: 77 lbs.

(Because of drop ship status this product does not ship free freight)




Order #	HP	Phase	Voltage	Max. Sound	Dia.	CFM
WWG3002	2	3	230/460V	83 dBA	6"	1310

REPLACEMENT VACUUM BAG

WWG111

TIME FOLD SERIES & EDM



TIME FOLD SERIES

ASSEMBLY MASTER

TILT MASTER

Assembly Master and Tilt Master

Options:

- *Jamb supports* hold jamb improves installation of hinges to door and jamb (set of 4)
- *Head/sill clamp module* holds sill tightly for accurate side jamb stapling
- *Air hose assemblies* let you add air tools as needed
- *Connector brackets* protect air connection to adjacent work stations
- *Hardware trays* hold hinges, screws, etc., for easy access (set of 2)

Assembly Master

Options:

- *Hardware trays* hold hinges, screws, etc., for easy access (set of 2)
- *Lite insertion module* includes a padded table that easily lifts the lite into the door cutout for assembly

Capabilities

- Door Width 2'-6" to 3'0"
 - Door Height 6'-8" to 7'0"
- Door thickness, casing, brick molding, jamb width, height, and thickness are supported.

Assembly Processes for a 3-Station System

Station A

- Pull door from stack/cart and place on station.
- Pull hinge, jamb and sweep.
- Install hinges to door and jamb
- Install shipping clips to lock side door
- Install sweep

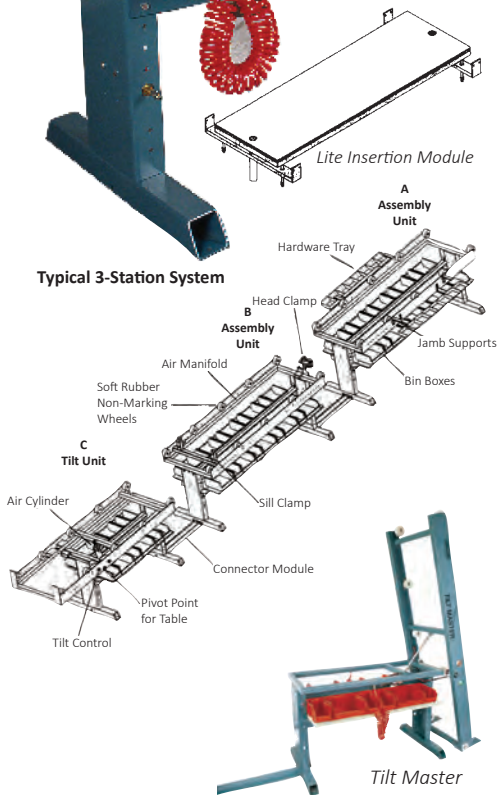
Station B

- Pull head and strike jamb and sill
- Staple side jambs to head jamb
- Caulk side jambs for sill
- Position sill and clamp
- Staple side jamb to sill
- Screw shipping clip to jamb

Station C

- Pull brickmold
- Install brickmold
- Install shipping brace to bottom of sill
- Install instruction and product labels
- Mark customer identification data
- Place completed unit in shipping area or cart

Typical 3-Station System



EXTERIOR DOOR MACHINE

DESIGNED FOR EXTERIOR DOOR ASSEMBLY

EDM

Handling



EDM STANDARD FEATURES

- Inserts door lites into doors
- Attaches jambs and moulding
- Used to assemble door frames
- Tool trays surrounding the under edges of the EDM conveniently hold hardware and supplies
- Raises and flips door to attach exterior jambs and assemble the door frame
- Tilt arm raises door to vertical position for easy off loading

EDM CAPABILITIES

Door width	2'6" to 3'0"
Door height	6'8" to 8'0"
Door thickness	1-3/4"
Electrical	110V
Pneumatic	5CFM @ 90 psi
Floor space	48" x 224".




Arm holds the jamb in place to easily secured the jamb to the door.



EDM effortlessly raises and flips the door in place.

DOOR CARTS

DOOR CART KIT



Low cost option...assemble yourself!

The Norfield Cart Kits have been designed to provide you with a sturdy, low cost, and easy to assemble solution to your cart needs. The kit includes all of the steel parts, bolts, nuts, washers, and casters to build the carts. You supply the 2X4s and the plywood. While these kits are very useful in their basic form, they can also be used as a platform to create custom carts for your specific needs. *Weight rating 2200 lbs.*

NOR926

Shipping: 120 lbs. (This product does not ship free freight)

INCLUDED	
4	Corner Bracket, Caster Mount
2	Caster, Ridged
2	Caster, Swivel
	Hardware
1	4 Wheel Assembly Instructions



For more information
check our website

Tools required to assembled cart:

- Saw, for wood cutting
- Drill Motor
- 3/8 Drill Bit
- Two 9/16" Wrenches
- Two 1/2" Wrenches
- Hammer
- Two Clamps (must open to 5")



Items needed, not included with the cart.



TILTING DOOR CART

Maneuver heavy or awkward double doors with side lites or transoms with ease. Able to support even a 500 lb. door unit. All four casters on the tilting door cart are on the ground for work; tilt forward on front caster to off-load the door unit.

You won't have to lift and flip the unit to work on both sides. Simply lean it against the cart to get to the other side. Sturdy, well positioned handle makes it easy to tilt.

Dimensions:

60"W x 87.5"H x 26"D

Adjustable height to 110"

6450-900

Shipping: 120 lbs.

(Because of drop ship status this product does not ship free freight)



DOOR CLAMP

Holds door open while drilling and fitting locks

- No set-up time needed.
- No more searching for alternative door stops.
- Padded to prevent door and floor damage.
- For doors up to 55mm thick.

TRE13

Handling

DOOR INSTALLATION



RESIDENTIAL DOOR HINGE ADJUSTER

For a better fitting door, the hinge adjuster will adjust your residential hinges. Whether it is a heavy door that tends to lean away from the top hinge, or because of swelling or shrinking of the door due to the season, the door hinge adjuster will easily adjust the hinges to center the door.

- For standard size hinges
- Doesn't scratch hinges
- Simple and easy

solution to sticking doors
• Centers door in doorway

RES01 Residential sized hinges
Shipping: 4 lbs.



Commercial Door Adjuster

- Fixes bent or stressed hinges so the door closes properly
- Both sides of the door adjuster adjust hinges of different widths
- Capable of adjusting hinges with the width of 3/4" or 5/8"

500-400
Shipping wt: 4 lbs.



Red - BUI01
Blue - BUI02



Rebend "tweaked" hinges so you don't have to replace them!

These hinge adjustment tools allow you to fix bent or stressed hinges so the door closes properly, usually called "closing the swedging of a hinge" or "closing the gap." Most frequent adjustments will be completed on the top door hinge because it carries the greatest stress. Just slide the tool over the hinge knuckles of the bent hinge while the door is in closed position and bend the hinge slightly by pushing the tool toward the door knob/lever side of the door.

BUI01 Standard size for .134 gauge hinges

BUI02 Heavy weight size for .180 gauge hinges



12' X 1/2" POWERLOCK® TAPE RULE 1/2" BLADE

- Die-cast metal case holds its own against rough handling
- Entire blade coated with heavy-duty Mylar® polyester film for unbeatable durability
- Two-rivet, corrosion-resistant hook stands up to continuous use
- Special Tru-Zero hook does double-duty as a pivot for drawing circles and arcs

NOR212



DOUBLE SUCTION CUP

Grip hard-to-maneuver panels with ease!

Twin suction cups provide maximum holding power for any smooth, flat surface. Cam-action levers snap open or closed to make placement and removal quick and easy. Order one for your truck *and* your shop! 80 lb. limit.

WOO3042

Shipping: 1 lb.



FATMAX TAPE RULE

- 11-foot tape standout
- BladeArmor coating on the first 6-inch maximizes durability of hook end
- Mylar polyester film extends life of entire blade
- High-impact ABS case with rubber over mold is jobsite tough
- Top-forward blade lock makes locking and unlocking a cinch
- 16-inch and 19.2-inch stud center markings simplify framing jobs

STA735

DOOR INSTALLATION

LIFT 'N SWIVEL DOOR LIFTER

The one-man solution for lifting heavy doors!

You'll never have to risk muscle injury again! The ingenious design allows a single person to lift even the heaviest door off its hinges and swivel it to either side.

Or, if you're trying to place a door on its hinges, the frontal adjustment mechanism will help with precise placement. It's covered with a special substance which will guard against scratches. It weighs in at only 2.2 lbs and can easily fit in any toolbox. The door lifter can pick up to 420 lbs!

VIR70



DOOR LIFTER

Removing a door from its frame has never been easier when using our new door lifter! In just a few easy steps, the door is lifted and swiveled out of the way on a ball-bearing base. Say goodbye to the days of using crossed chisels, screwdrivers, or anything else that wasn't designed specifically for this sort of task. The MAJDL150 has a textured foot pedal to prevent slipping and a cushioned base to protect the floor surface.

MAJDL150



GORILLA DOOR GRIPPER

1-1/4" to 2" thickness

Gripping hand tool designed for lifting, carrying and moving doors that are large, unwieldy and heavy, with surprising ease! The unique Gorilla Gripper grips from the top, making it easy to position, providing wonderful leverage, permitting a full field of vision while carrying, and encouraging proper lifting technique.

LAN1

\$49.95



PLUM-LEVEL-SQUARE: THREE TOOLS IN ONE!

Check your frame before it's too late!



Want a single tool that will work better, faster and with more accuracy than any combination of plumb bob, level and square? Wonder if the problem is in the wall or in the frame? Or trying to figure out why you have latch or hinge bind? Now you'll be able to instantly solve tough fit problems, like hinge bind and latch bind, *before* the frame is permanently set. Adjust Plum-Level-Square to fit into openings up to 72", even hollow metal, aluminum, or wood frames, and check for level and square. Made of heavy-duty commercial-grade aluminum and simply will not bend, break or become misaligned during normal use. *Carrying case included.*

Adjust Plum-Level-Square to fit into openings up to 72", even hollow metal, aluminum, or wood frames, and check for level and square. Made of heavy-duty commercial-grade aluminum and simply will not bend, break or become misaligned during normal use. *Carrying case included.*

PLS1

Shipping: 14 lbs



DOOR LIFTER

- Foot operated freeing up the users hands.
- Slides under door and stays flat and stable until ready to activate the lift with users foot.
- Lifts door 1-1/2 inch (38 mm) high and maximum weight 240 lbs (108 kg).
- Made from plastic and non marring.
- Cam design with internal weight to keep level for ease of use.
- Ideal for pinned hinges.
- Extra care needed with veneered doors.
- No need to use a chisel and bolster.
- Can be carried in a tool belt.

TRE17

Handling

DOOR INSTALLATION



“TRANSPORTER” DOOR CART

Lift door into place by releasing a single pin!

Use this handy and durable transporter to wheel doors to the installation point, then by releasing the pin, the door lifts automatically in place. The Transporter weighs only 60 lbs, yet will lift and transport doors weighing up to 250 lbs! It quickly folds up when you're done, breaking down to 26" x 45" x 7". Non-marking full-swivel wheels lock in place for security.

HAR50

Shipping: 65 lbs Because of drop ship status, this product does not ship free freight.



NEW!



THE DOOR STUD HEAVY - COMMERCIAL DOOR INSTALLATION TOOL

Installing doors was a time-consuming, tedious and a potentially costly process – until the Door Stud. The Door Stud is a door installation tool that revolutionizes how builders install pre-hung or slab doors. The Door Stud cuts typical installation labor time in half. The Door Stud touts a steel constructed design with a single action clamp and soft-grip handles. This durable tool simplifies the install of 1-3/4-in. and 2-3/4- in. pre-hung or slab doors. With the Door Stud, the installer handles a door once. The Door Stud is vertically adjustable; holding the door upright and leveling the door in three directions for preparation of installation. The Door Stud enables the installer to conduct a single person, hands-free installation by mobilizing the door and preventing it from resting against the interior walls of the home; thus preventing damage to the wall, the door and the installer. Once the door installation is complete, the Door Stud is removed from the bottom edge of the door, ready to be used on the next job.

- Weight 16.6 lbs
- Capacity 600 lbs
- Dimensions 24 x 8 x 3.5 in

DOORSTUD HEAVY



THE DOOR STUD DOOR INSTALLATION TOOL

The Door-Stud is a door installation tool that revolutionizes how builders install pre-hung or slab doors. The Door-Stud door installation process allows for a single person, hands-free door installation; reducing typical installation labor by 50%!

This innovative door installation tool is designed for builders to DIY who are looking to increase their productivity and reduce the risk of damage to the door or surrounding wall. With The Door-Stud, the installer handles a door once (yes – one time). Able to accommodate 1-3/8" and 1-3/4" pre-hung or slab doors, The Door-Stud touts a durable steel constructed design.

Additional features:

- Single action clamp and soft-grip handle design for an improved ergonomic feel and greater control when fastening
- Vertically adjustable, door is held upright which allows for leveling in three directions in preparation for installation
- Eliminates the need for the door to rest against the interior walls of the home, preventing damage to walls or the door itself
- Provides a consistent, quality, install experience time after time

DOORSTUD

MATERIAL HANDLING

One man move 500 lbs? *Easy*, with this durable warehouse dolly!

Base and casters come pre-assembled. Easy adjustment for different types of material. One caster is equipped with a safety brake. Casters are heavy duty for easy rolling and to lengthen the life of the warehouse dolly. Padding is provided to keep your doors from becoming marred or scratched.

Weight Capacity: 500 lbs.
Base Dimensions: 24"x48"
Upper Frame: 34"x62"
No fasteners needed.

ROY02

Shipping: 50 lbs. Does not ship free freight.

**1. Tilt forward
and roll under
the box or door.**



**2. Pull product
back against
dolly.**



**3. Holding the
product, tilt dolly
back on all four
casters.**



**4. You're ready
to roll!**



REPLACEMENT WHEELS

Cat.#	Item
ROY021	5" Swivel caster
ROY022	5" swivel caster with brake
ROY023	5" swivel caster w/directional lock

Replacement wheels: 250lb capacity each
Shipping: 10 lbs.




Lightweight, portable and highly stable with fold away feet for flat storage.

Lightweight wooden door holder stores flat

Here's an inexpensive, portable solution when you need a door stand. The simple wedge design firmly clamps the door in place so you can plane, rout for hinge mortises, or for prepping the lock. Keep a few on hand for an assembly line approach when doing multiple doors.

TEMWD2

Shipping: 8 lbs.



DOOR STAND

Holds door on it's edge while routing hinge recess and mortise for locks.

- Holds door securely
- For doors 1-1/4" to 2-5/32" thick
- Allows door to be tilted back to assist fitting into frame
- Maximum door weight 110 lbs
- Non scratch base and adjustable clamp

TRE12



FREE FREIGHT
on most
orders over
\$400*



Norfield
INNOVATIVE DOOR SOLUTIONS
EXCLUSIVE!

MASTERLINE "DOOR DUDE"

- For pre-hung doors with or without brick mould installed.
- Maximum jamb width 6-9/16".
- 200 lb. capacity
- Great for shop or job site.

MFG7705

Because of drop ship status, this product does not ship free freight. Shipping: 42 lbs.

In a Hurry?
You can get what you need
by tomorrow!
We ship UPS Overnight,
2nd-day, and 3-day Select.
Federal Express is also
available.

Handling

NEW!



Scoop Dolly Base Model

SCOOP DOLLY

MOVE YOUR HEAVY, TALL AND LONG PRODUCTS AROUND YOUR WAREHOUSE OR ONTO A TRUCK SAFELY, WITHOUT A FORKLIFT.

Tall, long and narrow objects like door units, staircases, window units, panel saws and prefabricated walls are difficult to move or load onto a truck. The Scoop Dolly makes loading or unloading these top-heavy objects a breeze. With the optional leverage bar, other heavy objects like bureaus and furniture (3 ft. tall or more) can also be loaded easily. The unique design allows the dolly to operate like a hand truck on a dolly. Unlike standard hand trucks, the object can be moved in any direction making long objects easy to move. Unlike conventional door dollies or drywall carts, the carrying section pivots instead of the entire dolly. This makes the dolly ergonomically easy to use by one person. Once loaded and tilted back, the load on the Scoop Dolly remains stable without needing to be supported by the operator. Load it and roll it, or walk away!

Shipping: 75 lbs

STRXSCOOP

Because of drop ship status, this product does not ship free freight.



DOORMINATOR® DOOR HANDLERS & INSTALLATION

The Doorminator® Door Handler makes fast work of handling and installing heavy commercial fire rated doors. Whether it's new construction or maintenance, one worker can safely, easily and rapidly handle doors that would normally require two or more people


Doorminator® provide safe, ergonomic handling of commercial doors from 7' tall, 4' wide, 2" thick and weights up to 160 lbs.

Shipping: 75 lbs

TEL3070

Because of drop ship status, this product does not ship free freight.

Handling



DOOR CADDY CART

The Door Caddy door installation cart makes it possible for one worker to remove, transport and install a heavy glass, wood or steel door without having to manually lift it. It will handle doors that are 10ft tall, 3-1/2" thick and has been used to install doors as heavy as 550lbs!

Because of drop ship status, this product does not ship free freight.

DC100



MATERIAL HANDLING

SIDE-WHEELER DOOR CART

Move material through narrow warehouse corridors with ease!

Now you can handle those large, heavy doors with ease when unloading space is limited. Simply load the Side Wheeler, tilt it back and roll along!

Standard features include:

- 10" pneumatic tires to make moving heavy loads easy
- Bicycle-grip handles ergonomically mounted for a sure grip
- Adjustable pivot wheel for turning ease of heavy loads, even double-doors
- Extension plate not included

ROY01

Because of drop ship status, this product does not ship free freight. Shipping: 70 lbs.



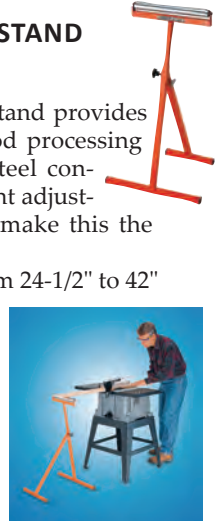
PORTABLE ROLLER STAND OFFERS STABILITY!

This four-point roller stand provides stability for every wood processing job. Welded square steel construction, variable height adjustment and flat storage make this the roller of choice.

- Adjusts in height from 24-1/2" to 42"
- 13" wide ball bearing roller
- Non-marring foot pads
- 150 lb. capacity

WOO2054

Shipping: 9 lbs



DOOR STAND WITH OR WITHOUT WHEELS!

Use as a door stand or to help you move a heavy door anywhere!

- Adjusts to various door thickness: 1-1/8", 1-3/8", 1-3/4" & 2-1/4"
- Stable enough to be used with wood or metal doors.
- Max weight, 300 lbs.

Cat.#	Item
DEN13	Door Stand with Wheels
DEN12	Door Stand without Wheels

Shipping: 10 lbs.



ROLLER STAND WILL SUPPORT UP TO 250 LBS!

Large diameter ball bearing roller stand features smooth operation for a variety of processing and work support applications. Heavy pedestal base is stable and secure.

- Adjusts in height from 26-1/2" to 45"
- All-steel construction
- 15-7/8" wide ball bearing roller
- 250 lb. capacity

WOO2273

Shipping: 21 lbs




VERSATILE STAND QUICKLY ADJUSTS IN HEIGHT, UP TO 45"!

For greater work stability, this roller stand features five, large diameter ball bearing rollers mounted on a sturdy, adjustable pedestal base to extend the support.

- Adjusts in height from 26-1/2" to 45"
- All-steel construction
- 15-7/8" wide ball bearing rollers
- 250 lb. capacity

WOO2274

Shipping: 36 lbs



MASTERLINE DOUBLE CLAMP DOOR HOLDER

You can't find a tougher door holder than this!

Made of welded tube steel, this is the most heavy duty holder on the market. Firmly supports heavy doors for mortising, drilling, planing, and other processes. Holds doors up to 2-1/4" thick with a simple one-foot pedal operation, which activates clamping mechanisms on both sides, leaving your hands free for working.

MFG200

Shipping: 33 lbs. Assembly Required.

MATERIAL HANDLING



THE DOOR WALKER


Like having doors with wheels!

This ingenious product, the Door Walker, was designed to move those heavy doors around the jobsite without lifting and carrying. Since most solid core wood and hollow metal doors weigh over 100 lbs each, they are over OSHA lifting limits.

- Pneumatic tires to roll easily over cords, thresholds, etc.
- Strong, all welded steel construction.
- Easily handles the heaviest 1-3/4" solid core wood or hollow metal doors.
- Doubles as a work stand.
- Carpeted contact areas to protect the door.
- Reduces back injuries and muscle strain caused by carrying heavy, awkward doors.

HMD02

Because of drop ship status, this product does not ship free freight. Shipping: 25 lbs.



UTILITY DOOR CART

- 5" heavy-duty polyolefin wheels
- Non-marking
- 400 lb. capacity per wheel
- Will not flat spot under load

Width

- 7642-700** 1-3/4" - 2"
- 7642-702** 2-1/4" - 2-1/2"
- 7642-701** 2-1/2" - 2-3/4"

Shipping: 4 lbs.

BIG PNEUMATIC WHEELS!

"Big Foot" moves 300-lb. doors, even over rough terrain!

Heavy doors and plywood can be easily and safely moved, *even if your surfaces are rough or rutted!* When you place the door between the "L" uprights, the weight of the door clamps the uprights tight to keep it from shifting as it's transported. And, as a door stand, you'll appreciate its stability, even when working with oversized doors!

DEN14

Overall width: 26" w. Shipping: 14 lbs
Maximum door thickness 2-1/4"



MASTERLINE "DOOR DOLLY"

An economical reason to stop lifting doors by hand!

Make life easier for yourself. You'll avoid damaging your doors and you'll be making every effort to save your employees' backs.

- Maximum door thickness 1-3/4"
- Use as a horizontal or vertical door stand
- 200 lb. capacity
- Plate width is 14", overall width 18-3/4"
- 8'0" door max

MFG76410

Shipping: 35 lbs.

ROY875-OFR (Older wheels 1 bubble)

ROY875R (Newer wheels 2 bubbles)



Handle expands to accommodate tall doors!

FREE FREIGHT
on most orders over \$400*



DOOR TOTE

Safely move extra tall doors!

Save time, money, and accidents by moving doors with the use of our door tote. The Door Tote will accommodate doors up to 1 3/4" wide. Equipped with pneumatic wheels for easy mobility. Holder portion is carpet lined to protect door, and the handle breaks down into three pieces for easy storage and transportation.

- Wheels are rated 300 lbs
- C2C distance of the wheels is 14"
- Outside to outside is 17"
- Up to 58"

MAJ100

MATERIAL HANDLING



SELF-ADJUSTING ALL TERRAIN

- Pivoting handle to pull when empty
- Non marring tires and wheels
- Rubber lined braces both sides
- Self Adjusting brace mechanism automatically adjust to hold any width sheet up to three inches
- Easy one man loading and unloading
- Easy storage, small foot print and low profile
- Reduces lifting injuries and shop accidents
- Breezes over air hoses and electrical conduit with big 12.25" pneumatic tires.

STRXCART

Because of drop ship status, this product does not ship free freight.


Optional



Pivoting shelf and storage box

- Gives extra room for straps and tools
- Pivoting shelf adds 9" of carrying room for extra sheets or pre-hung doors.

PAPSTB



Works on exterior or interior doors

The CHEATAH™ door level kit makes installing a door simple and quick. Attach the CHEATAH directly to the top and sides of the door. The four precise levels work together to allow easy, accurate positioning of the door. Once level, the built-in shim guides let you correctly shim the jamb.

JEN1



LOCK OUT MOISTURE!

The door just isn't finished until you apply a corner pad seal!

Most door leaks and failures occur at the "crucial corner" - the junction of the door, door bottom, weatherstrip and door sill cap.

- Counteracts water infiltration: The shape works with the weatherstrip to create a larger channel/space between the weatherstrip and corner pad, decreasing upward water pressure and counteracting water infiltration.
- Forms a tighter seal with the panel: Sealing lobes deliver an increased contact area between the panel and corner pad, providing consistent compression and improved sealing power.
- Corner Pad resists tearing with a unique shape that makes contact with the panellater in the closing process.



	White	Bronze	Tan
Box/500	910-041	910-039	
Box/2000	910-040	910-042	910-043

This product does not ship free freight.



THE CHUD

The CHUD provides the ultimate solution for your finishing needs.

- Use on doors, windows, panels, refinish, painting
- Solid steel construction
- No longer have to waste time finishing your project one side at a time

CHUD

Because of drop ship status, this product does not ship free freight.



SHIPPING AIDS



4" HINGE PROTECTORS

An easy way to protect your hinges during shipping. Fast, secure, strong, dependable, universal, reusable and recyclable! Works on hinges up to 4".

910-028 Box of 2500

Shipping: 20 lbs

This product does not qualify for free freight.



HINGE SHIMS

The quick solution to alignment!

Solve the age-old problem of keeping swing doors plumb during installation without the high-priced cost of an adjustable hinge. Fit standard door hinges.

Thickness

910-054**	3-1/2"	.060"
910-035*	4"	.030"
910-036*	4"	.031"
910-038*	4"	.060"
910-037*	4-1/2"	.040"

*750 shim/box

** 2700 shim/box

Shipping: 11lbs.

This product does not qualify for free freight.



Ask for a **FREE** sample kit. One per customer.

HINGE PROTECTORS

Provides a protective covering over the hinge and the screws protruding through the jamb. Also serves as a cushion between doors when they are placed next to each other during shipping. May also be placed on the head jamb.



- 3-Inch Hinge Protector snaps over the hinge and is secured with one staple through the flap.
- Provides protection for the hinge.
- Provides a cushion between doors when they are placed adjacent to each other for shipping and storage.
- Can also be placed on the head jamb, or the "hingeless side" of the jamb, and used as a door separator. For this application, 3 or 4 staples would be used to secure it to the jamb.

910-029 Box of 1,000

This product does not qualify for free freight.



FAST- WRAP DOORS AND JAMBS

Film sticks to itself, and *not* to your finished doors!

Here's a convenient way to bundle the jamb stock for each door order as it goes out the door. A sturdy dispenser handle helps you "express-wrap" without a struggle.

Although this film is lightweight and flexible to the touch, it will provide an excellent puncture and tear-resistant surface. To unwrap, you simply cut through the film. It just won't stick to the surface of what you are wrapping.

- 80-gauge film
- 3" wide film
- Eighteen 1000' rolls per case
- **FREE DISPENSER HANDLE!**



910-015

This product does not qualify for free freight.. Shipping: 18 lbs.



HOW A SIMPLE IDEA CAN PROTECT YOUR INVESTMENT!

When was the last time you had to "eat" the cost of hinges that got damaged in production or transit? Now you can protect your hinges, and your reputation, by slipping these flexible bands over hinge butt. No need to size...one size fits all! Box of 1,500.

Flex Hinge Protectors

910-026 Box of 1500

Shipping: 23 lbs.

This product does not qualify for free freight.

Want to test out the Rubber band hinge protectors before you buy?

Ask for a sample from your Sales Rep

SHIPPING AIDS



Ask for a **FREE** sample kit. One per customer.

SLAB CORNER PROTECTOR

This easy to apply clip will save your company from unnecessary returns due to corner damage caused during transport or display.

910-051 1-3/4" Box of 1,000

910-050 1-3/8" Box of 1,000
This product does not qualify for free freight.



CORNER GUARD AND BOTTOM STRAP SYSTEM PROTECTS DURING SHIPPING

Both right guard and left guard are required for each door. Must buy equal quantities of ACL01 and ACL02 together.

RIGHT SIDE
910-020 Box of 400

LEFT SIDE
910-019 Box of 400
Shipping: 30 lbs. each

This product does not qualify for free freight.



CORNER PROTECTORS



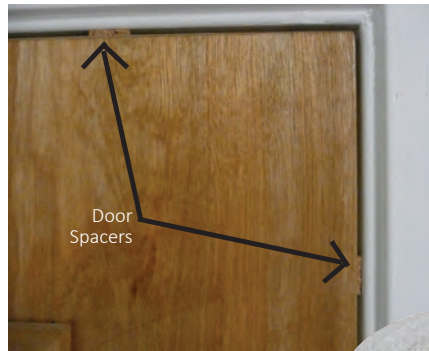
• Thicker than others available in the industry. They are designed with a built-in cushion which makes the corner protector easier to remove; including the staple!

• Will never crack or break while attached to the door.

This product does not ship free freight.

910-063 1-3/8 Box of 5,000

910-064 1-3/4 Box of 5,000



Ask for a **FREE** sample kit. One per customer.

CORK SPACERS

Prevents twisting, rattling and damage during shipment!

Used for pre-hung doors, spacers applied between the jamb and the door for stability. There is no measuring as the proper spacing is automatic. The Spacer prevents twisting, rattling and damage during shipment. Spacers save time and money, no more nails or door repair to slow down the installation process. Each spacer is 3/4 x 3/4" x 1/8" thick.

910-030 Roll of 10,000



CASING CLIP



- For door shops using the casing hoop system.
- Fastest and easiest way to secure the casing without the use of nails.
- Holds casing securely in place for easy, damage-free transit.
- Easy for the builder to remove and install casing.
- No more putting nail holes!
- Removable, reusable and recyclable.



910-065 Box of 1,000
This product does not ship free freight.



DOOR CATCH

- One Piece Door Catch is used by door installers and trades people on commercial jobsites. Simply insert the Door Catch into the edge bore.
- Temporary door hardware can be expensive. For just pennies, Chicks® Door Catch can prevent costly sheet rock repairs as well as damaged doors due to entry doors being blown open by the elements on the jobsite.
- The flexible head allows for the entry door to be opened and closed easily by trades people coming and going throughout the day.



910-066 Box of 2,000
This product does not ship free freight.

SHIPPING AIDS - DOOR PLUGS



Temporary door latch can be reused or recycled!
And the door remains fully operational, unlike door straps.


TEMPORARY DOOR LATCH

Here is a temporary door latch that makes it fast and easy to protect doors at your job site. Simply pop one in the bolt hole to keep doors functional, yet safe. Installation and operation is easy with one finger from either side of the door. Eliminate dents and dings due to wind-blown doors!

910-005 BOX OF 300

Shipping: 11lbs.

This product does not qualify for free freight



THE DOOR SHIPPER & TEMPORARY LATCH

Allows you to install doors with correct margins, and without damage. It is the first and only door product to keep doors true through installation, and safely functional until the final hardware goes up. Easy to install in seconds with no tools required. Frees the entire door's surface for painting or finishing.

910-010 BOX OF 500

This product does not qualify for free freight..



CHICKS ECONOMY DOOR PLUG

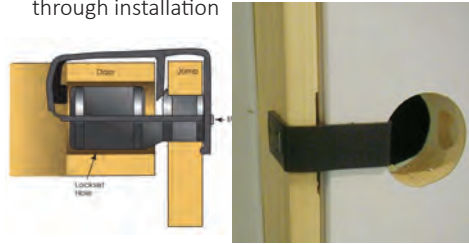
The economy door plug has the same benefits as the standard door plug (to the right) however it is constructed with a thinner wall, fewer interior threads and is manufactured in a more economical mold. Recommended for lighter interior door units.

910-002 Box of 1000

This product does not qualify for free freight..

CLOSURE CLIP

- One piece low profile closure clips.
- Easy to install and remove
- Fits flat without interfering with the casing
- Reduces sag and maintains door reveal through installation



FLAT JAMBS 2-3/8 BACKSET

910-059 (500/BOX)

SPLIT JAMBS 2-3/8 BACKSET

910-013 (1000/BOX)

FLAT JAMBS 2-3/4" BACKSET

910-014 (500/BOX)

This product does not qualify for free freight.

CHICKS DOOR PLUG

- Eliminates damaged doors and jambs caused by failures of the duplex nail during assembly and/or shipping
- Installs in seconds-- Raised cross-tee features on the bolt assure faster and easier assembly in the shop and disassembly in the field
- Saves time of predrilling hardwood or pre-finished jambs
- Telegraphs misalignment of strike prep and edge bore before the door unit leaves the shop
- Excellent for heavy doors, where other devices fail.
- Acts as an alignment guide for the installer while hanging the door unit
- Performs as a latchbolt on 2-3/8" backsets on exterior door units during construction to keep entry door or swinging patio door closed without use of wedges or other devices
- Reusable and recyclable

DOOR PLUG

910-001 BOX OF 1000

BOLT HEAD BIT

(FOR PLUG INSTALLATION)

910-012

SIDELITE PLUG

910-007 BOX OF 600

Samples available

This product does not qualify for free freight. Shipping: 41 lbs.



Ask for a **FREE** sample kit.
One per customer.



LIGHTNING BOLT 2-PIECE CLOSURE

This two-piece Closure Bolt is for 2 3/8 and 2 3/4" backset doors with jambs up to 1" thick, right or left hand swing. It can be used on interior doors and exterior door to eliminate sag and to secure the door from manufacturing through installation.

The Closure requires a 1" diameter or a 3/4"x1" rectangular hole through the jamb. The two parts are supplied in a connected set of installation and ensure an equal number of matching parts supplied in each box.

910-049 1000 PER BOX

This product does not ship free freight.



Ask for a **FREE** sample kit.
One per customer.



DOORFAST CLOSURE BOLT

Doorfast closure bolt, twist and clicks securely in place faster than any other door plug on the market. This plug is strong, easy to use. Fits every size door from 2-3/8" to 2-3/4" backsets, split and flat jamb styles and jamb thicknesses up to 1".

910-004 1000 PER BOX

This product does not qualify for free freight.

SHIPPING AIDS



ECONOMY DOORSTRAP

Designed for shipping and installation of pre-hung door units. Fits all exterior and interior pre-hung doors with 2-1/8" cross bores and 1" edge bores, 2-3/8" backset only. Makes installation a breeze.

1. Insert barrel into the bore
2. Insert spacer between door and jamb
3. Pull strap tight and staple to back side of jamb

910-003 Box of 1000
This product does not qualify for free freight.

ONE-PIECE DOOR PLUG

The door plug is easily installed in one step. Installation is through the jamb hole bore, saving time and is simpler and more efficient than two-piece door plugs.



Friction fit secures the door slab in the frame during transportation and like other door transportation products from LCS Precision Molding are priced at exceptional savings. Door Plugs are "the only" one-piece applied door plugs inserted through the exterior of the side jamb.

- Fits 3/4" x 1" rectangle bore hole
- Works with interior & exterior doors with a strike-bore through the side jambs.
- One-step installation saves time
- Can be easily removed with a claw hammer

910-009 BOX OF 1000
Shipping: 43 lbs. This product does not qualify for free freight.

DOORFAST 2-PIECE CLOSURE

This two-piece Closure Bolt is for 2 3/8 and 2 3/4" backset doors with jambs up to 1 1/4" thick, right or left hand swing. It can be used on interior doors and exterior door to eliminate sag and to secure the door from manufacturing through installation.



The Closure requires a 1" diameter or a 3/4"x1" rectangular hole through the jamb. The two parts are supplied in a connected set of installation and ensure an equal number of matching parts supplied in each box.

910-046 1000 PER BOX
This product does not ship free freight.



"T" Reveal Spacers

Self-adhesive T-spacers (margin and trim spacers) maintain perfect reveal between the door and jamb. Remove protective covering and slip spacer between door and jamb. The T-spacers set and maintain proper margin and casing alignment, minimizing shipping damage to your door and jamb. Lightweight adhesive allows for easy removal of spacers when the door is opened, either before or after installation.

- A simple easy to use method for maintaining a perfect reveal.
- Helps maintain perfect reveal around the door during storing and shipping. Can be left in place through the installation process.
- Provides support as part of the DoorFast® installation system. If left in place, the spacer head serves as a guide for accurate and uniform installation of the casing.



Because of drop ship status, this product does not ship free freight

- Easily removed when door is opened without leaving sticky residue.

3/32" T-SPACER FOR EXTERIOR DOORS

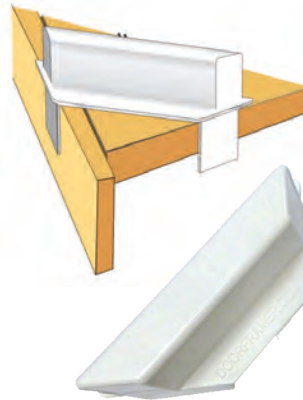
910-033 (1000/BOX)

1/8" T-SPACER FOR INTERIOR DOORS

910-032 (1000/BOX)

This product does not ship free freight.

CORNER SPACER/RETAINER



- Inside pads to press door firmly against stop.
- Helps hold the door shut during shipping.
- Keeps the door from racking.
- Provides separation to prevent the hinges from damaging other doors during shipping.
- Protects head corners and provides skid plate.
- Gives the corner joint additional support.

910-031 (500/BOX)

This product does not qualify for free freight.

FRENCH DOOR CLIP

Now you can keep awkward french doors together!

Use with either interior or exterior, twin or french doors to ensure a stable door unit during transportation and installation. To secure clip to door frame, staple or screw to header.



910-011 BOX OF 500 Shipping: 11lbs.
This product does not qualify for free freight.

SHIPPING AIDS



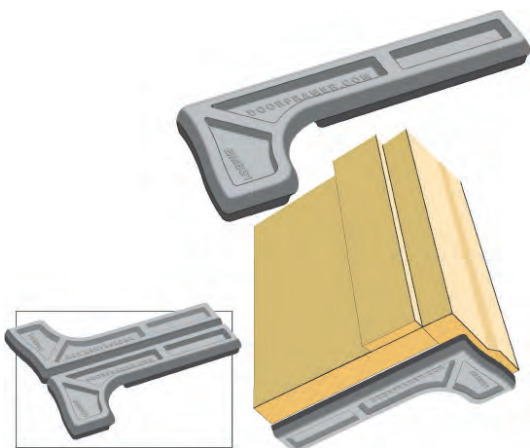
BOTTOM STRAP / SKID COMBO

The Bottom Strap/Skid Combo combines the features of the Bottom Strap and the Bottom Skid to secure the jamb and door when no sill is attached.

- Helps secure the door to the jamb, preventing chattering.
- Protects the jamb from damage during shipping and handling while providing a skid plate for easy sliding.
- Easy to apply with just a few staples.
- Sleek continuous design reduces chance of part being dislodged by rough floors, wire racks or rollers.
- A cost effective alternative to cardboard, corrugated plastic or wood strips.
- Gives the corner joints additional support.
- Can be removed using conventional tools.
- Supplied in convenient sets of right and left hand parts.

910-024 (250/SETS PER BOX)

This product does not qualify for free freight.



BRICK MOLD BOTTOM SKID

The Brick Mold Bottom Skid is designed to make the door easy to slide and to protect the jamb and molding on exterior doors with attached brick molding. The Bottom Skid is secured by stapling to the jamb and molding at convenient indentations in the part.

- Protects jamb and Brick Molding trim from damage during shipping and handling and provides a skid plate.
- Easy to install with staples to the bottom of the jamb and brick mold.
- Sleek continuous design reduces chance of part being dislodged by rough floors, wire racks or rollers.
- A cost effective alternative to cardboard, corrugated plastic or wood strips, providing savings over all existing techniques or products.
- Can be removed using conventional tools.
- Allows an easy gliding motion for moving the door and prevents chattering, protecting head joint integrity.
- Supplied in convenient sets of right and left hand parts.

910-025 (500/SETS PER BOX)

This product does not qualify for free freight.

Protect your doors and door jambs




PLASTIC NAIL GLIDES

- Round oval white nail glides
- Head size 3/4"
- Thickness 3/16"
- Diameter 0.075"
- Length 11/16"
- Box of 1,000



910-016



BOTTOM STRAP

Secures jamb and door when no sill is attached and protects bottom corners. Recommend one staple on side of jamb and two into the door bottom

- Cost saving
- Helps maintain reveal around the door.
- Helps to hold the door shut during shipping.
- Protects bottom corners and provides skid plate.
- Can be removed using conventional tools.
- Prevents chattering, protecting head joint integrity.

910-021 (1000/BOX)

This product does not qualify for free freight.

Ask for a **FREE**
sample kit.
One per customer.

SHIPPING AIDS



HEAVY DUTY LIFT HANDLE

Lift Handles are used to make the movement of doors easier. Typically used for exterior, sidelight and double doors, Lift Handles can also be used for heavier interior doors. Lift Handles are attached to the side jambs about 30" from the bottom. Six to eight 5/8" wood screws are recommended

910-023 BOX OF 250

Shipping: 11lbs. This product does not ship free freight.



DOOR LIFT HANDLE

Get a grip! Up to 400 lbs!

Often damage to window or door units can be prevented because handles give a more secure grip on a unit. Lift handles screw into side jambs and make loading effortless. Each handle is rated for 400 lbs. and are made of engineered plastic. Your distributors and installers will thank you for this convenient feature you've included with your prehung units.

910-017 BOX OF 200

Shipping: 11lbs. This product does not ship free freight.



DOOR CLIP

Holds pre-hung doors firmly shut during transportation and installation.

These handy door clips fit all interior and exterior doors with a 2-1/4" x 1-3/8" edge bore and attach quickly with screws to both the door slab and side jamb. Use of this door clip will insure door slab alignment and maintain a stable door unit for transportation and job site installation.

910-006 BOX OF 1500

Shipping: 11lbs. This product does not ship free freight.



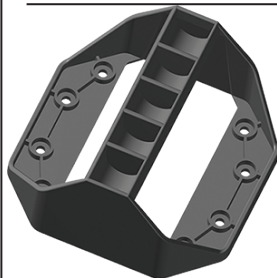
DOOR SKID PROTECTS

Slide heavy and awkward doors with ease.

Doors slide & skid easier and it's more economical than wood bracing. And they will prevent door jambs from splintering prior to permanent installation. They're easy to attach to side jambs with staples or screws. Raises door over 1/2" off floor.

910-018 BOX OF 500

Shipping: 11lbs. This product does not ship free freight.



LIFT HANDLE

- It is recommended to apply all eight screws; especially on heavier door or window units.
- Rated for doors 300lbs

This product does not ship free freight.

910-062 BOX OF 100



SLIDE/BOTTOM PROTECTOR

Helps ease transport of over sized, heavy and awkward units. Saves money over wood skids and will protect bottoms when moving or transporting units. Can be stapled or screwed to the bottom and will raise the unit one half inch off the floor, preventing damage prior to installation. Also available in beige, and sticky back.

910-022 BOX OF 500

Shipping: 11lbs. This product does not ship free freight.



BOTTOMS SKIDS

The Bottom Skid is designed to protect the jamb from chipping and to make the door easier to slide. It's intended for use with both interior and exterior doors from the point of manufacture to the point of installation.

This product does not ship free freight.

910-044 Box of 1000



UNIVERSAL BUSHING FOR EXTERIOR METAL DOORS

- Determine which adjustable metal frame is to be used.
- Apply the Bushing from the back side of the metal adjustable frame at the strike prep location.
- Slide the Standard Door Plug (Not included) (female portion) from the edge bore in the door through the strike prep in the metal adjustable frame and into the bushing.

• Install the bolt and washer (male portion) into the Standard Door Plug body and tighten securely. This product does not ship free freight.

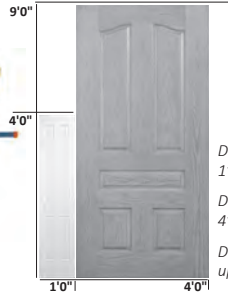
910-067 Box of 1,000



PREHANGING SYSTEMS

MAGNUM LINE

E SERIES MAGNUM



Door Width
1'0" to 4'0"
Door Height
4'0" to 9'0"
Door Thickness
up to 2-1/4"

FEATURES

- Automatic face plate routing
- Quick change backset 2-3/8" & 2-3/4"
- Quick change 3-1/2 degree hinge mortise
- Bolt on wear surfaces
- Machine doors from 4' to 9' tall and from 1' to 4' wide
- Raised molding compatible
- One 8' (for doors up to 8') and one 9' integrated stop systems for quick change between pre-set hinge patterns


- Partial lock boring for door pulls
- Pneumatic jamb lift adjustment to ensure a perfect fit
- Insert cutters for low cost cutting blade replacement
- Self-centering butt router for easy hinge mortising
- 3.5° beveler/sizer
- Variable speed power feed allows for soft and hardwood doors
- Infinite door width adjustment
- Beveler/sizer bypass

OR

MAGNUM SYSTEM

FOR PREHANGERS WHO SPECIALIZE IN CUSTOM LINES

DOOR SPECS



Door Width
1'0" to 4'0"
Door Height
4'0" to 9'0"
Door Thickness
up to 2-1/4"

FEATURES

- Raised molding compatible
- Two 8' (for doors up to 8') and one 9' integrated stop systems for quick change between pre-set hinge patterns
- Scaled index bar for door matching and special hinge patterns
- Pneumatic jamb adjustment to allow for perfect fit
- 3.5° faceplate mortising for beveled doors
- Self-centering router for easy hinge mortising
- 3.5° beveler/sizer and 3.5° hinge mortising
- Variable-speed powerfeed for soft & hardwoods
- Combination door jamb stop
- Partial lock boring for door pulls
- Insert cutters for low-cost replacement
- Dust collection plumbing for safety
- Upgrade options available

OPTIMUM SPEED/SHIFT: Up to 200 doors

VERTICAL LINE

SYSTEM COMPONENTS
SIGNATURE SERIES MAGNUM
MAGNUM LOADER
MAGNUM UNLOADER



MAGNUM LOADER

FEATURES

- 2,800 lb. capacity allows for stacks of the heaviest doors
- 48" stack height (including pallet) accommodates most house jobs
- Heavy-duty construction for long life
- Photo-eye automatically stages the next door
- Simple, operator-friendly controls



MAGNUM UNLOADER

FEATURES

- Non-marking rollers
- Foot pedal activation
- Tilts 90° vertical to horizontal
- Connector bracket



CAN ALSO ADD TO
MAGNUM LINE:

8900


4100AC

EAGLE LINE

EAGLE SYSTEM

FOR PREHANGERS REQUIRING AUTOMATION, SPEED AND VERSATILITY

DOOR SPECS



Door Width
1'6" to 3'6"
Door Height
6'6" to 8'0"
Door Thickness
1-3/8 to 1-3/4"

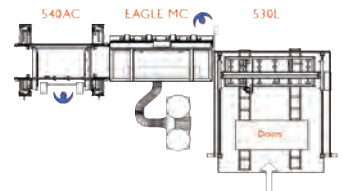
FEATURES

- 7" touchscreen controls with on-screen diagnostics & help screens
- Integrated system control
- One-touch change between A & B hinge patterns
- Raised molding ready
- Auto door position and door feed
- Auto width indexing
- Flush hinge-mortising on double beveled doors
- Interior/exterior ready for both wood and fiberglass
- Centrally located ergonomic controls
- Non-marking rubber rollers
- Dust collection plumbing for safety
- Upgrade options available

OPTIMUM SPEED/SHIFT: Up to 400 doors

HORIZONTAL LINE SYSTEM COMPONENTS

EAGLE MC
560 SIZER/BEVELER
530 LOADER
540 ASSEMBLY CENTER



540AC ASSEMBLY CENTER

FEATURES

- Ergonomic operator controls
- Foot pedal operation
- Extended header clamps for secure clamping
- Auto width adjustment
- Adjustable staple patterns
- Manual sequential control allows operator to step forward & backward through the machine cycle
- Split jamb capability



530L SINGLE STACK LOADER

FEATURES

- Safety cage for complete operator safety (not shown)
- Minimal air requirements for economical and quieter operation
- Built in rollers for processing raised molding pre-finished and metal doors without marking
- Electric horizontal and vertical travel for smooth and adjustment free operation
- Infeed conveyor and pallet catch allows for staging multiple pallets
- Integrated control using the Eagle MC touch-screen



560SB SIZER BEVELER

FEATURES

- System integration for touchscreen control from Eagle MC
- Quick change between two undercut settings
- Raised molding capable
- Adjustable powerfeed wheels
- Vacuum ready
- Auto width index
- Electronic calibration



360S MATERIAL STAGING DEVICE

FEATURES

- Foot pedal activation
- Rotates 360°
- Tilts from 80° vertical to 0° horizontal
- Will maneuver a 200lb. door easily and smoothly
- Rollers glide material into place
- Built for years of rugged use



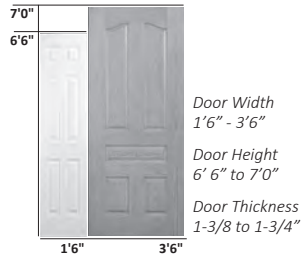
PREHANGING SYSTEMS

5000 LINE

5000 SYSTEM

FOR HIGH-SPEED, HIGH-VOLUME PREHANGERS

DOOR SPECS



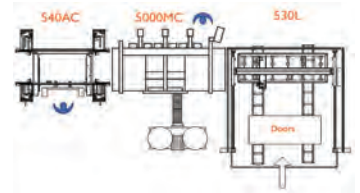
FEATURES

- Automatic door width adjustment
- Automatic door feeding, and positioning for right or left hand doors
- Automatic pre-drill for 3-1/2" hinges
- Automatic hinge application- operator places hinges on applicators
- Automatic 2-1/8" lock bore, latch bore and faceplate routing
- Center-mounted start controls ergonomically placed for operator
- E-stop with air dump releases pinch points and clamps for safety
- Door pull boring for closet doors
- Simplified sensors ensure reliability at higher operating speeds
- Machine clamps the door up for varying door thickness
- Simplified re-positioning of door for handling changes
- 7" operator touchscreen with graphical interface for ease of use

OPTIMUM SPEED/SHIFT: Up to 800 doors

HORIZONTAL LINE SYSTEM COMPONENTS

5000 MC
530 LOADER
540 ASSEMBLY CENTER



540AC ASSEMBLY CENTER

FEATURES

- Ergonomic operator controls
- Foot pedal operation
- Extended header clamps for secure clamping
- Auto width adjustment
- Adjustable staple patterns
- Manual sequential control allows operator to step forward & backward through the machine cycle
- Split jamb capability



530L SINGLE STACK LOADER

FEATURES

- Safety cage for complete operator safety (not shown)
- Minimal air requirements for economical and quieter operation
- Built in rollers for processing raised molding pre-finished and metal doors without marking
- Electric horizontal and vertical travel for smooth and adjustment free operation
- Infeed conveyor and pallet catch allows for staging multiple pallets
- Integrated control using the Eagle MC touch-screen



560SB SIZER BEVELER

FEATURES

- System integration for touchscreen control from Eagle MC
- Quick change between two undercut settings
- Raised molding capable
- Adjustable powerfeed wheels
- Vacuum ready
- Auto width index
- Electronic calibration



360S MATERIAL STAGING DEVICE

FEATURES

- Foot pedal activation
- Rotates 360°
- Tilts from 80° vertical to 0° horizontal
- Will maneuver a 200lb. door easily and smoothly
- Rollers glide material into place
- Built for years of rugged use

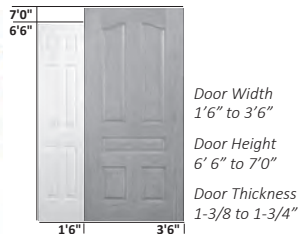


4000 LINE

4000 SYSTEM

FOR COST-EFFECTIVE PRODUCTION OF HOUSE PACKAGES

DOOR SPECS



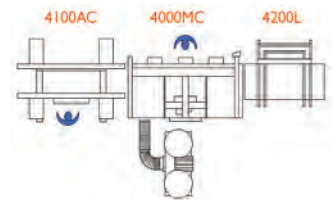
FEATURES

- Bottom-up clamping system, which accommodates both interior and exterior doors
- Underside lock drilling enables exit cut viewing for quality control
- Superior dust collection system
- Chip breaker to achieve crisp clean mortising
- Automatic lock, latch and faceplate machining
- Industrial grade material and parts for longevity

OPTIMUM SPEED/SHIFT: Up to 300 doors

HORIZONTAL LINE SYSTEM COMPONENTS

4000MC
4100 ASSEMBLY CENTER



4100AC ASSEMBLY CENTER

FEATURES


- Roller systems accommodate both left- and right-hand doors, eliminating lifting
- Three-position clamping
- Vertical clamping levels the surface of the head/leg joints
- Large control knobs for ease of operation
- Rugged construction ensures reliability and long machine life
- Heavily protected proximity sensor reads the location of each staple from manually adjusted index tabs



4200L LOADER

FEATURES

- Automatic vertical indexing to position door at proper work height, eliminating adjustments
- Infinitely adjustable for stacking, de-stacking, loading or unloading of materials



360S MATERIAL STAGING DEVICE

FEATURES

- Foot pedal activation
- Rotates 360°
- Tilts from 80° vertical to 0° horizontal
- Will maneuver a 200lb. door easily and smoothly
- Rollers glide material into place
- Built for years of rugged use



NEED MORE INFORMATION ABOUT
NORFIELD MACHINERY?

Doug Porter
doug@norfield.com

800-824-6242
ext 113

AUXILIARY MACHINERY


1120 AUTOMATIC CASING SAW HIGH SPEED PRODUCTION OF PREHUNG DOOR CASING LEGS AND HEADS

DOOR SPECS

Casing Jamb and Brick Mold	
• Width	1" to 4-1/2"
• Thickness	3/8" to 1-1/2"
Undercut/sill cut angle	0° to 10°
AVE. CYCLE TIME:	25 piece/minute

FEATURES

- Top-down saw stroke
- Pre-set length adjustment
- Foot pedal cycle start/stop
- Powered angle adjustment
- Standard dust collection shrouding
- Easy-load hopper feed



3800 DOOR LITE MACHINE THE INDUSTRY'S MOST RELIABLE DOOR LITE MACHINE

DOOR SPECS

• Door height	6'6" to 8'0"
• Thickness/width	1-3/4" thick / 4'0" wide
• Lock bore sizes	1-1/2" to 2-1/8"
• Lock backset	2-3/8" to 2-3/4"
• Faceplate width	Adjustable to 1-1/8"
• Faceplate length	Adjustable to 2-1/2"

FEATURES

- Eight location clamping system provides a firm grip on the door
- Adjustable RPM speed control accommodates both wood and metal cutting
- Industrial air filter, dryer and regulator for long life
- Three location clamping actuation
- Protective Neoprene pads that protect the material from marring
- Upgrade options available



4800XP DOOR LITE MACHINE ENGINEERED FOR YEARS OF USE

DOOR SPECS

• Door height	up to 8'0"
• Door width	10" to 3'6"
• Door thickness	1-3/8" to 2-1/4"
• Lock bore Sizes	1-1/2" to 2-1/8"
• Lock backset	2-3/8" to 2-3/4"
• Faceplate width	Adjustable to 1-1/8"
• Faceplate length	Adjustable to 2-3/4"

FEATURES

- XY controls eliminate the need for templates when cutting square or rectangle door lites
- Template holder for round or oval door lites
- Adjustable RPM speed control accommodates both wood/fiberglass and metal cutting
- Industrial air filter, lubricator and regulator for long life
- Oscillating quill for greater bit life



8900 DEEP LOCK MORTISER DEEP LOCK MORTISING AND FACEPLATE ROUTING IN ONE MACHINE


DOOR SPECS

• Door width	no limit
• Door height	6' 4" to 9'0"
• Door thickness	1-3/8" to 2-1/4"
• Pocket length	1" to 8"
• Pocket depth	n/a to 6"
• Pocket width	3/4" to 1-1/4"
• Faceplate length	1/2" to 8-1/2"
• Faceplate width	1" to 1-1/4"
• Faceplate depth	n/a to 3/8"

FEATURES

- Edge processing ideal inline with Magnum or as a stand-alone
- Self-centering clamp compensates for different door thicknesses
- Quick-change setups for different sizes and depths of mortise
- No templates needed for faceplate routing
- Faceplate routing can be done with square to face of door or on a 3° bevel; change-over time approximately 15 seconds
- Doors greater than 8'-0" can be processed using a layout line system
- Programmable logic controller improves safety and reliability
- Infinite adjustment capability

AVG. CYCLE TIME: 1-1/2 minutes




BALL CATCH MACHINE LOW COST STAND ALONE SOLUTION FOR DRILLING BALLCATCH

DOOR SPECS

• Door width	1'0" to 4'0"
• Door height	2'0" to 9'0"
• Door thickness	1-3/8" to 1-3/4"
• Ball catch drill dia.	3/4", 7/8", 15/16", 1"

FEATURES

- Quick change drill locator (no tools required)
- Pneumatic door clamping with foot valve
- Self centering drill guide (1-3/8" & 1-3/4")



EXTERIOR DOOR MACHINE INSERTS DOOR LITES INTO DOORS, ATTACH JAMBS & MOULDING

DOOR SPECS

• Door width	2'-6" to 3'0"
• Door height	6'-8" to 8'0"
• Door thickness	1-3/4"

ASSEMBLY TIME: Under 3 minutes

FEATURES

- Inserts door lites into doors
- Attaches jambs and moulding
- Used to assemble door frames
- Tool trays for supplies
- Raises and flips door
- Tilt arm raises door to vertical position for easy off loading
- Locking level for adjustable jamb support height
- Corner support for head jamb and sill plate installation



TIME FOLD SERIES METAL DOOR ASSEMBLY WITH LITE INSERTION IN LESS THAN THREE MINUTES

DOOR SPECS

• Door width	2'-6" to 3'0"
• Door height	6'-8" to 7'0"
• Lock bore sizes	1-1/2" to 2-1/8"

ASSEMBLY TIME: Under 3 minutes

FEATURES

- Work content is easily balanced among all personnel on the line
- Materials are available at each location to facilitate consistent work flow
- Tools are stored on units and are easily accessible
- Upgrade options available



JAMB MACHINERY

250M STRIKE/JAMB ROUTER FAST, VERSATILE AND 9-FOOT JAMB-READY

DOOR SPECS

Material	Max
• Width	no limit
• Length	up to 9' 0"
• Thickness	up to 1-5/8"

Process any strike up to 4-7/8" long, including T-strike

MAX. CAPACITY: 30 cycles/minute

FEATURES

- Processes more than 75 types of strike plates with quick change template system
 - Adjustable deadbolt stop system to accurately place the deadbolt bore
 - Processes any strike up to 4-7/8" long, including T-strike
 - Includes 2-1/4" – 1/4R full lip template and 2-3/4" – 1/4R deadbolt template
- Upgrade options available



250MX STRIKE JAMB ROUTER FAST, VERSATILE AND 9-FOOT JAMB-READY

DOOR SPECS

Material	Max
• Width	no limit
• Length	up to 9' 0"
• Thickness	to 1-5/8"

Can machine a two feature combination, up to 6-1/2"

MAX. CAPACITY: 12 cycles/minute

FEATURES

- All existing 250M templates can be used on the 250MX
 - Operator has router power control through a dual thumbswitch setup mounted in the router handle.
 - Quick change stop position to go from 6-8 to 8-0 jamps without using tools
 - Frame legs are adjustable
- Upgrade options available



350H HINGE JAMB ROUTING STATION PROCESS DOOR AND JAMB FOR HINGES IN ONE PASS

DOOR SPECS

• Door width	1'0" to 3'6"
• Door height	to 8'0"
• Door thickness	1-3/8" to 1-3/4"
• Hinge size	3-1/2" to 5"
• Jamb width	2-1/2" to 10-1/2"
• Jamb length	to 8,0"
• Jamb thickness	3/8" to 1-1/2"

AVG. CYCLE TIME: 30 seconds

FEATURES

- Pneumatic jamb adjustment to ensure a perfect fit
- Single point dust collection plumbing
- Self-centering butt router for easy hinge mortising
- Cycle time varies with material type- typical cycle time is 30 seconds
- Magnum-style hinge jamb routing
- Index bar with integrated stop system for different hinge patterns
- Quick-change setup for different hinge sizes



450 FLOW-THROUGH STITCHER VERSATILE AND 9-FOOT JAMB-READY

DOOR SPECS

• Jamb width	3-1/2" to 8"
• Jamb thickness	7/16" to 7/8"
• Stop width	1" to 2"
• Stop thickness	1/4" to 5/8"
• Reveal	1-7/16" to 1-13/16"
• Staple spacing	2" from top and 3" from bottom of stop with 10-1/4" between staples or finish nails in standard mode.

AVG. CAPACITY: 12 cycles/minute

FEATURES

- Foot pedal activation
 - Mounts for standard capacity guns
 - Non-marking rubber wheels
 - Adjustable mode allows for custom staple spacing
- Upgrade options available



440S MANUAL STOP STITCHER

DOOR SPECS

• Jamb length	up to 100"
• Jamb width	3-1/2" to 10"
• Jamb thickness	3/8" to 3/4"
• Stop width	1" to 2"
• Stop thickness	1/4" to 3/8"
• Reveal	1-7/16" to 1-13/16"

AVG. CAPACITY: 5 units/minute

FEATURES

- Foot pedal activated clamps to hold material in place
- Adjustable gun mount for left or right-handed operator
- Easily adjustable reference stops.
- Includes BT1855 Stanley bosch gun



1700HJR HINGE JAMB ROUTER CAPABLE OF MACHINING UP TO 8 JAMBS PER MINUTE

DOOR SPECS

• Hinge specs	3" to 4-1/2"
• Jamb length	70" to 96"
• Jamb width	2-1/2" to 10-1/2"
• Jamb thickness	1/2" to 1-5/8"

AVG. CAPACITY: 8 jambs/minute

FEATURES

- Quick change hinge locations
- Accommodates a variety of jamb widths and lengths
- Foot pedal operation for ease of use
- Dust collection ready for operator safety
- Mortise hinges from 3" to 4-1/2"



2300 AUTOMATIC STRIKE ROUTER WILL MEET THE NEEDS OF THE HIGHEST VOLUME DOOR SHOP

DOOR SPECS

• Strike plate type	Full lip only
• Strike plate sizes	2-1/4" to 3"
• Jamb length	70" to 96"
• Jamb width	2-1/2" to 10-1/2"
• Jamb thickness	3/8" to 1-1/2"


AVG. CAPACITY: 5 cycles/minute

FEATURES

- Infinitely adjustable jamb stops
- Accommodates a variety of jamb widths and lengths
- Foot pedal operation for ease of use
- Dust collection ready for operator safety
- Adjustable strike plate sizes from 2-1/4" to 3"
- Automation allows the operator to multi-task



Machine Parts



Want more details on our machinery? Contact us today to receive our free Prehung Door Machinery Catalog



Call Craig Roberts at 800-824-6242 ext 112 or email at craigr@norfield.com for more information on our machines.

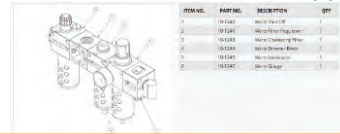
MAGNUM REPLACEMENT PARTS

Magnum System

95 Magnum and Signature Series Magnum parts



To view more parts, manuals and service kits visit our machine support section at norfield.com/machine-support







BITS

Hinge mortising bits

			
160-101 5/8" radius hinge bit, 5/16-24	160-120 5/8" radius hinge bit, 1/4-28 thread	165-050 One piece 1/4" radius hinge bit	165-001 Hinge bit 1/4" dia. 1/4-28 thread

Insert hinge mortising bit parts

	
NOR661 5/8" radius insert hinge bit	150-102 Insert knife for 5/8" insert bit

			
NOR664 Arbor for hinge rtr 1/4-28 thd	NOR667 Set screw	NOR1730820 1" insert boring bit	NOR1730821 Insert knife 1"

	
TNS14 Latch bit 1" threaded shank	TNS784 Latch bit, 7/8" threaded shank

			
NOR77642 Lock drill bit 2-1/8"	200-101 Insert knife, lock drill	NOR16262 Insert scoring spurs	13-686 Center drill

	
NOR161 Set screw, 2-1/8 bit, center drill	NOR164 Set screw, 2-1/8 bit raker knives

Cutterhead parts

0° Bevel Cutterhead







			
NOR168 Set screw, 2-1/8 bit scoring spur	13-466 2" cutterhead Standard	13-465 2-1/2" Cutterhead	13-924 2" 0° Bevel Cutterhead

	
13-913 2-1/2" 0° Bevel Cutterhead	6803-030 Cutterhead gibb insert

			
FST50 50mm cutterhead blades 10/box	FST51 50mm ticoated insert blades 10/box	6803-027 Cutterhead set screw 5/16-24 x 1/2"	12-544 Cutterhead v-belt

	
APE490 Bit tip holder	VIC9 Self centering bit

MAGNUM REPLACEMENT PARTS

					
APE4402 Phillip bit tip #2	0001-004 Spool bushing 1/2"	0001-726 Cutterhead mandrel	0003-002 Flat jamb locator, angle bracket	0005-002 Stop tab	0006-004 Spool bushing 5/8"
					
0007-101 Butt Router stop turret	0039-005 Safety shield	0037-002 Short roller axle	0040-008 Round Spacer	0058-005 Delrin flange	10-410 Tool balancer with hanger 5 lbs
					
10-1288 Reed Switch	10-1289 6' Steel cable balancer	12-001 V-belt, sander	12-038 Torque tamer	12-082 Rod end 5/16"	12-096 3/4" pillow block bearing, sander
					
12-402 Torque tamer bushing	13-079 Tram rail roller	13-1178 10" powerfeed wheel	13-584 Clamp	13-597 Knob, double bevel latch	15-133 Right angle speed reducer
					
15-134 Primary gear box	6035-004 Vacuum shroud 5/8	6035-005 Vacuum shroud 1/4	6053-100 Slide side casting	6800-010 Backup block up to SN DJ272595	6800-036 Backup block
					
6800-014 Vinyl clamp pad	6800-039 Clamp shoe pad	6800-764 5/8R only Quick change flat jamb att. 3-1/2 & 4"	6800-765 5/8R & 1/4"R. Quick change flat jamb att. 4-1/2" & 5"	6801-006 Index cone	6801-022 Steel index cone

MAGNUM REPLACEMENT PARTS



6802-029
Faceplate router knob



6805-002
Jamb riser



6805-025
Jamb clamp pad



6805-034
Modified shoulder bolt



6805-050
Adjuster, jamb lifter



6805-108
Jamb clamp arm



6805-116
Jamb lifter, with tab



6809-023
Chip breaker



6809-027
Ferrule, 2"



6809-049
Tram roller



6809-051
Spring steel wearstrip



6809-052
Clamp pad



6809-055
Lock pin pivot



6809-062
Cylinder mount



6802-040
Faceplate router modified router casting



6809-075
Butt Router casting



6809-103
Stop catch



6809-106
Pivot bearing assembly



6809-108
Pivot bar



8030-001
Modified keyed gear



9011-038
Round spacer



INT00571
Infeed white wear strip, 2"x72"



FAN1
6x1x1 sanding wheel (requires 2)



MER68
Reducer bushing for sanding wheel



0037-004
2" nylon door roller



0037-009
2-1/2" nylon door roller



MFG17011
2-1/2" steel door roller



POR42024
Template guide, face plate router



POR42237
Lock nut for template guide



SAC1357
3M Super adhesive glue

ELECTRICAL



TNS2020
Bushing kit, butt router



10-386
Pressure switch



11-300
Relay



11-691
Photo eye



11-692
Photo eye



11-856
Momentary push button face plate router

MAGNUM REPLACEMENT PARTS



11-992
10AMP contactor



11-1448
Mini fuse 250MA



11-1558
E-stop mushroom



11-1560
Contact block N.C



11-1566
Contact block N.O



11-1567
Plastic latch mount



11-1694
Spring return switch



11-1699
Start stop button
only on Sig Mag



11-1813
Relay overload



15-146
Latch drill Motor 1HP
1800RPM



15-360
Powerfeed motor



6801-021
Lock Drill Motor



WWG6351
12RPM gear motor



WWG6352
27RPM gear motor
PNEUMATIC



25-015
AC Tech width index
drive-programmed



DEW616M
Dewalt replacement
motor



13-1022
Cordset for dewalt 616



BLA398139
sold as each. brushes
for DEW616 router



BLA40081
Pair brushes for DW610
or B&D 2720 router



10-1015
SMC Cylinder



10-1106
10-1105 for
Regulator element



10-544
Coalescing air filter
3/8" *Only on 95 Mag*



10-557
Air filter element
Only on 95 Mag



10-219
Push button valve
router pivot



10-262
Air valve, router
clamp



10-681
Air valve, jamb lift



10-562
Air flow control 1/4T"
x 1/8" P



10-582
Air cylinder, B.R. pivot
lock. Elbow 21-170



10-620
Cylinder



10-703
3/8" flex air hose
assembly



11-858
2 keys for E-stop



10-1417
Inline adjustable
screwdriver



15-176
Sander Motor



AIR637175
Key lube grease



MFG1004
Oil, 1 gallon



USP36049
Vacuum hose 2",
sold by the foot

MAGNUM REPLACEMENT PARTS

INDEX BAR KIT FOR 95 SERIES MAGNUMS & SIGNATURE SERIES MAGNUMS

Includes: single piece with 8 index blocks, 2 stop assemblies, and 2 deadbolt stop assemblies.

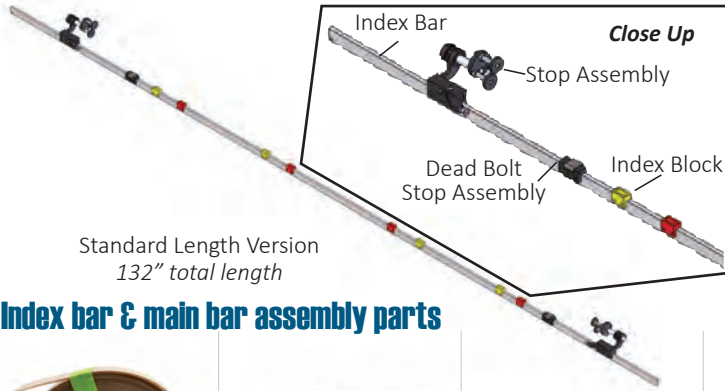
MFG68714

Shipping: 30 lbs. Ships by truck

INDIVIDUAL INDEX BAR:

**STANDARD INDEX BAR
6805-016**

**8'0" INDEX BAR
6805-032**












Standard Length Version
132" total length

Index bar & main bar assembly parts

 0191-003 Main bar wear strip 3/4" x 15.5"	 10-406 Air cylinder, jamb lift clamp	 10-678 Pneumatic cylinder	 12-386 Cam Follower	 13-583 Clamp, index bar lock pin 6805-051	 6805-051 Lock pin, index bar
 6800-707 Left hand stop assembly	 6800-710 Right hand stop assembly	 6805-010 Jamb Link	 6805-011 Jamb lift link bar	 6805-019 Red index block	 6805-020 Yellow index block
 6805-033 Jamb Stop Button	 6805-044 Lift lock mount	 6805-086 Clamp button, jamb riser clamp	 6800-714 Dead bolt stop assembly	 9511-225 Redithread 3/8" x 2-1/4"	

TEMPLATES

 9111-001 Faceplate tmpl 1" x 2-1/2"	 9112-001 Latch template 1" x 2-1/4"	 9112-S Faceplate tmpl steel 1" x 2-1/4"	 9113-001 Faceplate tmpl 1-1/8" x 2-1/4"	 9117-001 Faceplate tmpl 1-1/4" x 2-1/2"	 9118-001 Faceplate tmpl 1-1/8" x 2-3/4"
 9119-001 Faceplate tmpl 1-1/16" x 2-1/4"	 9126-001 Faceplate tmpl 1" x 2-1/8"	 POR42024 3/4" OD Guide	 POR42237 Nut		

MAGNUM REPLACEMENT PARTS

Magnum bit kit



Part	Description	Quantity
165-001	1/2" dia., 1/4-28 thread hinge bit	1 each
FST50	50 x 12 x 1.5mm carbide knife	box /10
NOR1730821	1" Carbide insert knife	1 each
200-101	Raker knife	box /10
NOR162624	Center drill	1 each
150-102	Replacement knife	box /10
NOR16262	Spur Knives	box /10

NORMAGBIT



BUTT ROUTER BUSHINGS

For accurate and smooth sliding butt routers. Replace your worn butt router bushings with a complete set.

NOTE: Must be *line-reamed* for satisfactory operation. The use of residue machine cleaner is *not* recommended.

TNS2020 SET OF 7
Shipping: 1 lb.



For use with butt router bushings (above).

QUICK-SET REAMERS & PILOTS

TNS12 1/2" Reamer & Pilot

5/8" REAMER & PILOT

TNS58 5/8" Reamer & Pilot



Signature Series Magnum Fitting and Hardware Kit

If you have a Signature Series Magnum you should have this kit.

This kit contains a collection of air fittings and hardware items that were specifically selected to keep your Magnum up and running. This is a collection of those items that can easily be lost or broken during routine maintenance. With this kit you can be back in production in no time.

26-9004-00



DOUBLE BEVEL BUTT ROUTER KIT

Factory machined pieces adapt your butt router to properly hinge mortise doors with double bevels. Six wedges included.

MFG3000

0001-741 Wedges

For DJ-1999 and below

SCREWDRIVER KIT

Includes:

- In-Line Air Screwdriver (10-1417)
- VEG17 Bit Tips (2)
- VEG2 Bit Holder
- 10-703 3/8" Coil Air Hose Assembly
- 10-410 Tool balancer with hanger

TNS22305



norfield.com

PRE-DRILL KIT

Includes:

- SIO1026 In-Line Air Drill
- 10-410 Tool balancer with hanger
- 10-703 3/8" Coil Air Hose Assembly
- VIC9 Vix Bit

TNS21630



MAGNUM SERVICE KITS

Magnum Service Kits

Most Popular Upgrade Kits



BUTT ROUTER CARRIAGE

Add an additional butt router to your machine to reduce change-over cost and time. Price includes butt router, router motor & extended tram rail. Changing from 1/4" radius to 5/8" radius hinge can be done immediately with no change-over. For your Pro, Magnum or Magnum II machine.

MFG723

2ND BUTT ROUTER WITH TRAM RAIL EXTENSIONS KITS

26-6805-00 SIG MAGNUM

26-6803-00 95' MAG



26-6811-00

DeWalt 616 Router Upgrade

The early Magnum machines used a Black & Decker or DeWalt motor that is no longer available. The motor that is currently available from DeWalt has a different depth adjustment and will not work properly in these machines as built. This kit converts the early Magnum butt router assemblies to use the DeWalt DW616 router motor. *Router Included*

26-0036-00


Magnum Rev 0-6, serial number up to DJ1699M

26-0036-01

Magnum Rev 7, serial number DJ1700M and DJ1999M

26-6811-00

Magnum 95/Signature Series DJ-2001-95 thru DJ-2516-95



26-6814-00

Magnum Backset Crank Upgrade Kit

DJ-2001-95 through DJ-2853-95

The Backset adjuster on this series Magnum was designed to be used "Occasionally". I.E. Once or twice a month. When the backset crank is used "Occasionally" it will last a very long time. Some customers need to adjust the backset several times a day. When it is used this often the threads on the backset crank will wear out prematurely.

This kit upgrades the backset crank assembly so that it will handle the rigors of daily adjustment.

26-6810-00

Magnum Latch Drill Cylinder Upgrade Kit

For Magnums DJ-2201-95 through DJ-2540-95



This kit addresses reliability issues with the latch drill cylinders installed on this series Magnum. Although the cylinder meets the functional requirements, the drill feed speed adjustment can be difficult. The new cylinder, included in this kit, improves the feed speed adjustment and ensures consistent operation.

speed adjustment and ensures consistent operation.

Magnum Scaled Index Bar

For Magnums DJ-2001-95 and above, can be used on 95, Sig and E-mags

The scaled index bar allows for direct reading of the lock height and hinge locations by utilizing three scales. One scale for the lock location and two scales for the hinge locations. There is no longer any need to layout the door. The operator only needs to know the distance from the top of the door to the center of the lock bore and the distance from the top of the door to the top of each hinge location.

The scaled index bar fits in the same location as the standard quick change index bar. This bar can be installed and removed as easily as any other index bar.

26-6808-00

With 9-0 extensions, T-bar extensions

26-6804-00

Without 9-0 extensions

Need just a scaled bar? buy **6900-717**.

MAGNUM SERVICE KITS



26-0008-01 Magnum Modular 3/8 FRL Kit

This is a great upgrade for the old FRL (on the Rev0-6 Mag.) to a newer FRL with the lockout and 2nd filter assembly used on the Rev. 7 and 95-Series. The Sig Mag comes with a different FRL unit from SMC, the

other Magnums come with a Wilkerson, which is a bigger unit. So if you purchase this kit for the Sig Mag you will be purchasing something unfamiliar looking and the way the SMC FRL unit is set up differs. But it does not have to be modified to be put onto the Sig Mag.



26-6833-00 Signature Series Magnum DC Speed Controller Upgrade

For Magnums DJ-2674-95 thru DJ-2920-95

The DC speed controller for the power feed wheels, on the early Signature Series Magnums, has been discontinued by the manufacturer.

In an effort to keep your Magnum up and running we have developed this kit. The kit contains a new speed controller, instructions, and any other small parts you need to complete this upgrade. The difficulty level is low and this kit can be easily installed by most technicians.



26-0033-00 Magnum Elevator Motor Upgrade kit

The 5K939D motor was redesigned by the manufacturer making the gear box not as strong with gears that could slip on the shafts making it a safety hazard. This kit has the 6K352 motor which was made to replace it. The 6K352

motor is longer and has some modifications that need to be made on the machine before mounting.

Kit includes: 6K352 Motor, new chain, clutch assembly, and full instructions



26-6833-01 Signature Series Magnum DC Speed Controller Upgrade

For Magnums DJ-2001-95 thru DJ-2673-95

The DC speed controller for the power feed wheels, on the 95 and early Signature Series Magnums, has been discontinued by the manufacturer.

In an effort to keep your Magnum up and running we have developed this kit. The kit contains a new speed controller, instructions, and any other small parts you need to complete this upgrade. The difficulty level is low and this kit can be easily installed by most technicians.

Most Popular Safety Kits




26-6802-00 95 Magnum Cutter Head Guard

For Magnums DJ-2001
through DJ-2139

The guarding on this series Magnum left the top of the cutter head exposed. This

made it possible to drop things into the rotating cutter head. This kit provides a hinged guard above the cutter head that drastically reduces the risk of objects falling into it.

This guard is standard on DJ-2140 and above.



26-6816-00 95/Sig Magnum Keyed E-stop Replacement Kit

For Magnums DJ-2001 through DJ-2673

The machines in the affected serial number range used a keyed e-stop switch. The e-stop would be locked during the bit

change operation. These switches were either the S&S or the AB E-series. Both of these have been discontinued by the manufacture. With serial number DJ-2674 the Magnum began using the AB F-series switches and a non keyed e-stop switch was used. These later machines have a key in the bit change switch. This kit replaces the e-stop switch, on the earlier machines, with the AB F-series keyed switch. This retains the ability to lockout the machine during the bit change operation.

EAGLE REPLACEMENT PARTS

EAGLE SYSTEM

FLEXIBLE AND FAST
UP TO 400 DOORS PER SHIFT




CUTTING TOOLS



165-001
Hinge bit 1/4" dia.
1/4-28 thread

Insert hinge mortising bit parts



NOR661
5/8" radius insert
hinge bit



150-102
Carbide knife



SAF501
Shank w/bearing
2-7/8" OAL

1" insert bit parts



NOR1730820
1" insert boring bit



NOR1730821
Insert knife 1"

2-1/8" insert lock drill bit parts



FOR53104
1" threaded carbide
tipped twist bit



FOR62186
Brad point bit 7/8"



NOR77642
Lock drill bit 2-1/8"



200-101
Insert knife, lock drill



NOR16262
Insert scoring spurs



NOR16051
Center drill



NOR164
Set screw, 2-1/8 bit
raker knives



NOR161
Set screw, 2-1/8 bit,
center drill



NOR168
Set screw, 2-1/8 bit
scoring spurs



13-957
Bit tip 6", screwdriver



FOR62504
Twist drill bit 9/64"
predrill

MECHANICAL



0066-004
3 phase lock drill
chuck



12-018
Radial bearing,
predrill



12-039
Torque tamer 35 x 1



12-082
5/16" rod end, plunge
cylinder rod end



12-151
Cam Follower



12-332
Coupling with keyway



12-426
1/8" Bushing



12-768
Door feed belt



12-799
Butt router side shift
V-roller



13-1171
4in pre-drill cord
large



13-1172
4in pre-drill cord
medium



13-1173
4in pre-drill cord
Small

EAGLE REPLACEMENT PARTS



13-1118
Screw feeder hose
for travel of screws



12-262
Green belt, 3-1/2"
predrill belt (*smaller one*)



12-263
Green belt, 3-1/2" pre-
drill belt (*larger one*)



2003-003
Butt stop



2011-006
Predrill Pulley



2024-002
Butt holder tie plate



Lane spring #111,
butt holder spring



22-059
Lane spring #7540
Hinge app. spring



5585-005
Bit holder, for auto
screw feeder only



5585-011
Bit holder nut, for auto
screw feeder only
ELECTRICAL



6809-027
Ball catch vacuum



8802-023
Chip breaker, butt
router



8802-058
Door edge reference
block



8804-021
Lower clamp pad



8804-022
Clamp pad, upper



6801-021
2HP Lock drill motor



8803-078
Porter Cable 220v
router



11-1546
Home sensor



11-1560
Contact block N.C.



11-1566
Contact block N.O.



11-1567
Plastic latch mount



11-1570
Foot pedal switch



11-1659
Photoswitch



11-991
contactor



10-038
Air valve



10-1198
1/2" filter



10-1199
Coalescing filter
element



10-1209
3/4" filter element



10-562
Flow control 1/4" T x
1/8" P



10-661
Elbow flow control
1/4T x 1/4P



10-669
Flow control 5/32T
x 1/8P



10-689
Flow control 5/32 T
x 10-32



10-970
Cylinder

5000 REPLACEMENT PARTS

5000MC

THE FASTEST
PREHANGING MACHINE
IN THE WORLD



CUTTING TOOLS

Hinge mortising bits




160-120
Hinge bit 1-1/4" dia
1/4-28 thread



165-001
Spin on 1/4" R. hinge
bit, 1/4-28 thread

Insert hinge mortising bit parts



NOR661
5/8" radius insert
hinge bit



150-102
Carbide knife



SAF5001
Shank 1/2" D x
1-1/2" OA



NOR1730820
1" insert boring bit




NOR1730821
Insert knife 1"



NOR77642
Lock drill bit 2-1/8

2-1/8" insert lock drill bit parts



200-101
Insert knife, lock drill



NOR16262
Insert scoring spurs



NOR16051
Center drill



NOR164
Set screw, 2-1/8 bit
raker knives



NOR161
Set screw, 2-1/8 bit,
center drill



NOR168
Set screw, 2-1/8 bit
scoring spurs




TNS2181
Lock bit 2-1/8, with
flat
MECHANICAL



TNS14
Latch bit 1" threaded
shank



13-957
Bit tip 6" recessed
tip auto screwfeeder
only



SAF51
Router bit shank
3-1/4" OAL, 1/4-28 thr.



APE4462
Bit tip #2



FOR62504
9/64" twist drill bit,
pre-drill



12-018
Radial bearing,
pre-drill



12-082
Rod end 5/16"



13-1178 10" power-
feed wheel infeed only
MC-5128 & below



5029-033
Wheel, MC5129 &
above



13-687
Wheel



12-262
Green belt, 3-1/2" pre-
drill belt (smaller one)



12-263
Green belt, 3-1/2" pre-
drill belt (larger one)



2002-003
Magnetic bit holder
non screwfeed



2003-002
Magnetic Strip, butt
holder



2003-003
Butt stop







































2003-100
Butt holder

6951-706 Hinge Butt Holder Upgrade

Works on all 5000s
with or without auto
screw feeder

5000 REPLACEMENT PARTS

					
2011-006 Driven pulley, predrill	2024-003 Guide Pin 5/16" D, 2-1/16" OAL	21-084 Brass nut, screw- driver	12-091 Oring	5053-005 Door clamp rubber pad. 1 EACH.	5050-002 Upper clamp pad (up to MC-5126)
					
5050-003 Clamp pad lower	8804-021 Lower clamp pad	8804-022 Clamp pad (MC-5127 & above)	5585-011 Bit holder nut, screw- driver ELECTRICAL	5523-004 Wearstrip, 53.5"	5545-001 Chip breaker
					
5585-005 Bit holder, screw driver	6805-033 Button jamb stop	9025-101 Jamb stop with rod	10-386 Pressure switch	11-111 Electrical receptical 110v	11-1560 Contact block N.C
					
11-1566 Contact block N.O	11-1567 Plastic latch mount	11-300 Relay	11-354 Relay	11-441 Limit switch	11-451 12v gun fire sensor
					
11-355 110 V gun fire sensor	11-458 Generator RPG PNEUMATIC	11-667 Photo eye	6801-021 2HP Lock drill motor	DEW616M Dewalt replacement motor	13-1022 Cordset for Dewalt 616
					
BLA398139 Router brush all dew616 routers EACH	10-058 Cylinder jamb crowd	10-137 Cylinder butt router shift stop (large)	10-147 Cylinder drill section crowd	10-397 Air cylinder, butt router shift stop	10-398 Air cylinder, FPR shift

5000 REPLACEMENT PARTS

					
10-401 Cylinder, latch drill plunge	10-418 Cylinder, door positioner outfeed	10-429 Air cylinder, butt router lift	10-430 Cylinder, pre-drill plunge	10-433 Cylinder, chip break- er plunge	10-470 Cylinder, left/right shift
					
10-486 Cylinder, lock drill plunge	10-422 Cylinder, butt router vert. shift & door stop	10-425 Cylinder, FPR lift	10-471 Air cylinder, butt router plunge	10-431 Air cylinder, door upclamp	10-426 Cylinder, drill section door clamp
					
10-003 Oil reservoir	10-038 Air valve	10-070 Screwdriver motor start valve	10-221 Vavle, center router shut off	10-318 Valve, screwdriver plunge	10-315 Button, jamb clamp & unclamp
					
10-414 Switch adapter	10-562 Flow control, 1/4 T x 1/8 P	10-604 1/4" air flow control 3/8 T x 1/4p	10-661 Elbow flow control 1/4T x 1/4P	10-689 Flow control, 5/32T x 10-32	AIR1163 Repair kit spool kit


		
AIR24555 Rebuild Kit	AIR7000 Aro 7000 repair kit	AIRDP2-01-000 Differential pressure

SERVICE UPGRADE KIT

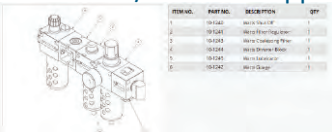
26-5009-00: 4000/5000 Dewalt 616 Butt Router Upgrade:

For 4000 machining centers up to MC-4102 and all 5000 machining centers up to MC-5111. Machines with higher serial numbers were built with the 616 routers

The early 4000 and 5000 machines used a Black & Decker or Dewalt motor that is no longer available. The motor that is currently available from Dewalt has a different depth adjustment and will not work properly in these machines as built. This kit converts the early 4000 and 5000 machines to use the Dewalt DW616 router motor. Router included.




To view more parts, manuals and service kits visit our machine support section at norfield.com/machine-support



4000 REPLACEMENT PARTS

4000 System

150 - 360 DOORS/SHIFT
COST EFFECTIVE AND
RELIABLE HORIZONTAL
MACHINE



To view more parts, manuals and service kits visit our machine support section at norfield.com/machine-support



BITS

Hinge mortising bits

Insert hinge mortising bit parts

<p>160-101 5/8" radius hinge bit, 5/16-24</p>	<p>160-120 5/8" radius hinge bit, 1/4-28 thread</p>	<p>165-050 One piece 1/4" radius hinge bit</p>	<p>165-001 Hinge bit 1/4" dia. 1/4-28 thread</p>	<p>NOR661 5/8" radius insert hinge bit</p>	<p>150-102 Insert knife for 5/8" insert bit</p>
---	---	--	--	--	---

1" insert bit parts

2-1/8" insert lock drill bit

<p>NOR664 Arbor for hinge rtr 1/4-28 thd</p>	<p>NOR667 Set screw</p>	<p>NOR1730820 1" insert boring bit</p>	<p>NOR1730821 Insert knife 1"</p>	<p>TNS14 Latch bit 1" threaded shank</p>	<p>NOR77642 Lock drill bit 2-1/8 shank</p>
--	-----------------------------	--	---------------------------------------	--	--

2-1/8" insert lock drill bit parts

<p>200-101 Insert knife, lock drill</p>	<p>NOR16262 Insert scoring spurs</p>	<p>13-686 Center drill</p>	<p>NOR161 Set screw, 2-1/8 bit, center drill</p>	<p>NOR164 Set screw, 2-1/8 bit raker knives</p>	
---	--	--------------------------------	--	---	--

MECHANICAL

<p>0032-003 Door stop</p>	<p>12-082 Rod end 5/16"</p>	<p>13-1178 Powerfeed wheel</p>	<p>22-045 Spring .37375 x 5" 41ppi</p>	<p>5050-002 Clamp pad</p>	<p>5053-005 Door clamp rubber pads</p>
-------------------------------	---------------------------------	------------------------------------	--	-------------------------------	--

ELECTRICAL

<p>5053-007 Stop clamp cylinder rod end</p>	<p>5545-001 Chip breaker</p>	<p>5938-004 84" wear strip</p>	<p>11-047 Contact block N.O</p>	<p>11-048 Contact block</p>	<p>11-049 Operator switch green</p>
---	----------------------------------	------------------------------------	-------------------------------------	---------------------------------	---

4000 REPLACEMENT PARTS



11-052
Selector Switch



11-053
Emergency stop
button



11-111
Electrical receptical
PNEUMATIC



11-1961
Power supply 12VDC



11-305
Relay



DEW616M
Dewalt replacement
motor



13-1022
Cord set for dew616
router



BLA398139
Router brush all
dew616 routers EACH



10-058
Cylinder jamb crowd



10-135
Cylinder, outfeed
doorstop



10-137
Cylinder, butt router
shift stop (large)



10-397
Air cylinder, butt
router shift stop



10-398
Air cylinder, FPR shift



10-401
Cylinder, latch drill
plunge



10-429
Air cylinder, butt
router lift



10-433
Cylinder, chip break-
er plunger



10-470
Cylinder, left/right
shift



10-422
Cylinder, butt router
vert. shift



10-425
Air cylinder, FPR lift



10-431
Air cylinder, door
upclamp



10-471
Air cylinder, butt
router plunge



10-003
Oil reservoir



10-071
Sensor valve



10-221
Air valve, center
router shut off



10-318
Air valve, jamb clamp



10-386
Pressure switch



10-517
Bracket joining sleeve
for filter regulator unit



10-523
Particulate filter



10-535
Air Valve, eject pedal



10-562
Air flow control,
1/4tube, 1/8pipe



10-661
Flow control,
1/4tube, 1/4pipe



AIRDP2-01-000
Differential pressure


To view more parts, manuals and service kits
visit our machine support section at
norfield.com/machine-support



3800 REPLACEMENT PARTS

3800

DOOR LITE MACHINE
ENGINEERED FOR YEARS OF USE
TEMPLATE-DRIVEN DESIGN



1" insert bit parts



205-001
1" insert boring bit
with flat



NOR1730821
Insert knife 1"

BITS

MECHANICAL

					
ONS15571	ONS20438 Faceplate router bit, 3-1/2"	TNS11 Latch bit 1" with flat on shank	12-082 Rod end, template clamp	12-233 Bearing	12-244 Cutterhead v-belt
					
12-250 Oil seal, quill	12-391 Washer, quill lock	12-393 Washer drive sleeve lock	3823-001 Quill mandrel shaft	3831-003 Key, quill	3845-003 Clamp pad, door
					
3896-007 Retainer screw, lock templates	3897-100 Retainer pin	3897-002 Template 1-1/2, 1-5/8, 1-7/8, 2-1/8	3897-009 Template 2 x 2-1/8	4818-006 Template guide	4806-007 Backup block 5-1/2"
					
4816-007 Switch insert (w/11- 1796 & 11-1797)	4825-005 Socket head set screw 1/2" to hold door lite bit	4837-007 Bit holder for quill shaft	11-1560 Contact block N.C	11-1566 Contact block N.O	11-1567 Plastic latch mount
					
11-1796 Switch quill plunger left hand	11-1797 Switch motor start right hand	11-992 Contactor	10-262 Air valve, template guide plunger	10-300 Cylinder, latch drill plunger	10-406 Cylinder, overhead template clamp

ELECTRICAL

PNEUMATIC

3800 REPLACEMENT PARTS

					
10-498 Cylinder, FPR vert.	10-506 Air cylinder, quill plunge	10-404 Cylinder, template guide plunge	10-354 Air cylinder, door clamp	10-620 Cylinder, overhead template crowd	10-517 Bracket joining sleeve for FPR unit
					
10-661 Elbow flow control, 1/4 T 1/4 P	10-669 Flow control, 5/32 T x 1/8 P	AIR2000 Air flow control, 1/8 pipe	AIR637175 Key lube grease, valve repair	AIR7000 Rebuild kit, valve	AIRDP2-01-000 Differential pressure

26-3810-00 Oscillating bit kit

For serial # DL- 3855 and above



Includes:

- 1- Oscillator Assembly with cable
- 1 - Depth control bracket assembly
- 2 - 10/24 x 1/2" SHCS
- 1 - Blue wire nut
- 1 - Strain relief
- 2 - 1/2" electrical lock nuts
- 2 - 1/8" NPT pipe plugs
- 20 - Large plastic ty-wraps
- 1 - 5/32" t-handle hex key wrench
- 1 - Small hex key set
- 2 - 13mm open end wrenches
- 1 - .020 feeler gauge

26-3812-00 Auto FPR conversion on the 3800LR

For serial # DL- 4398LR and below



Includes:

- 4887-017 LR Control panel
- 11-1561 Push button green
- 11-1566 Contact block NO
- 11-1836 LED Module 120v
- 11-1567 Latch mount
- 10-738 Valve
- PROG-0005 Programmed 1761-L16AWA
- 11-1904 Fuse kit
- 11-1906 2 amp fuse
- 11-1907 2 amp fuse
- 11-1908 2 amp fuse
- 11-1560 contact block
- 11-1699 Start/stop button
- 11-1558 E-stop button
- 10-717 Valve
- 10-680 Manifold 5 station

26-3812-01 Auto FPR conversion on the 3800LR

For serial # DL-4399LR and above



Includes:

- 4887-017 LR Control panel
- 11-1561 Push button green
- 11-1566 Contact block NO
- 11-1836 LED Module 120v
- 11-1567 Latch mount
- 10-738 Valve
- PROG-0005 Programmed 1761-L16AWA
- 11-1904 Fuse kit
- 11-1906 2 amp fuse
- 11-1907 2 amp fuse
- 11-1908 2 amp fuse

1020 REPLACEMENT PARTS

1020 and 1020K

THE CLASSIC DOUBLE
END TRIM SAW



26-0608-00 Wear Strip Kit

Kit includes all wear surfaces: formica (black), turntable pads, and florigold. This maintenance kit helps ensure the material is sliding through the machine smoothly. It is much faster to replace all pieces on the machine, instead of going through section by section. Plus you don't want your wear surfaces to be uneven because they will in return feed through the machine that way.



CUTTING TOOLS



13-038
Kerfing blade



NOR92834
Kerfing blade
assembly kit



FRE85R010
10" Trim saw blade

MECHANICAL



#40 chain
sold by link



0601-730
2" right moveable
mandrel



0601-731
2" left stationary
mandrel



0620-002
Feed dog #1



0620-003
Feed dog #2 & #3



0622-004
Turntable pad, tall



0622-007
Turntable pad, short



0629-001
Turntable formica,
large



0629-002
Turntable formica,
small



0629-003



12-008
Timing belt, saw
drive



12-027
Timing belt pulley



12-082
Rod end 5/16"



12-096
Pillow block bearing



12-354
3/4" fiber washer,
feed bumper

ELECTRICAL



13-856
Adjustment handle
width lock



4300-003
Turntable insert, 1
hole each end



13-228
Crutch tip 1/2"
13-229
Crutch tip 5/8"



Lane spring #111
Feed dog



11-300
Relay



11-989
Contactor

PNEUMATIC



11-992
Contactor



DEW616M
Dewalt replacement
motor



13-1022
Cordset for Dewalt
616



BLA398139
Router brush all
DEW616 routers EACH



10-038
Air Valve



10-047
Air valve, turntable
lock kerf

1020 & 1120 REPLACEMENT PARTS



10-048
Air valve, turntable rotation



10-071
Air valve, saw home & return



10-074
Arm lever valve for cycle/start



10-075
Air valve



10-126
Air cylinder, feed



10-134
Air cylinder, trim clamp



10-143
Air cylinder, table rotate



10-153
Air cylinder, saw lift



10-413
Switch



10-414
Switch adapter



10-523
Particulate filter



10-542
Air element



10-566
Air filter element



10-604
Air flow control, feed cylinders, 3/8T x 1/4 P



10-669
Flow control 5/32T x 1/8P



AIR10096
Endine shocks



AIRDP2-01-000
Differential pressure



USP36050
Vacuum hose 2-1/2"
Sold by the foot



USP36053
Vacuum hose 4"
Sold by the foot



11-1560
Contact block N.C



11-1566
Contact block N.O



10-1198
1/2" filter



10-134
Air cylinder, trim clamp



10-058
Cylinder jamb crowd



13-228
Crutch tip 1/2"
13-229
Crutch tip 5/8"



10-048
Air valve, turntable rotation



10-047
Air valve, turntable lock kerf



10-1199
Coalescing filter element



10-414
Switch adapter



FRE85R012
12" Ultimate cut-off blade



12-864
Saw drive belt



10-667
Ramp Stop Cylinder



10-1439
Cylinder sensor


250M REPLACEMENT PARTS

250M

STRIKE ROUTER

VERSATILE, SAFETY FEATURES

9-FOOT JAMB READY



Thumbscrew
5/16-18 x 1" for
template holder

BITS



165-001
Hinge bit 1/2" dia. 1/4
radius 1/4-28 thread



SAF5001
Shank 1/2" D x
1-1/2" OA



0201-003
Template follower



0201-100
Router casting



0202-001
Template holder



0202-006
Template wedge

MECHANICAL

0203-005
Clamp Block



2003-002
Magnetic strip, vac
option



9025-101
Stop, jamb



11-047
Contact block, vac
start



11-052
Selector switch vac
start



DEW616M
Router motor



ELECTRICAL

PNEUMATIC

TEMPLATES

13-1022
Dewalt router cord
DEW616



BLA398139
Router brush all
dew616 routers EACH



10-133
Air cylinder, clamp



10-535
Air valve clamp pedal



9201-001
2-1/4", 5/8" radius
full lip strike



9202-001
2-1/4", 1/4" radius full
lip strike



9202-001S
2-1/4", 1/4" radius
steel full lip strike



9204-001
1-1/8" x 2-3/4" 1/4"
1-1/2" lip t-strike



9205-001
1-1/4" x 4-7/8" 1/4",
3-3/8" lip t strike



9206-001
No lip deadbolt 1" x
2-1/4" 1/4"



9206-001S
Steel no lip deadbolt
1" x 2-1/4" 1/4"



9211-001
2-1/8", 1/4" radius
full lip strike



9219-001
No lip deadbolt
1-1/8" x 2-3/4" 1/4"



9230-001
1" x 2-1/4", 1/4", .95"
lip t-strike



9233-001
No lip deadbolt
1-1/4" x 3-5/8", 1/4"



To view more parts, manuals and service kits
visit our machine support section at
norfield.com/machine-support



250MX REPLACEMENT PARTS

250MX

STRIKE ROUTER

VERSATILE, SAFETY FEATURES

9-FOOT JAMB READY



BITS



165-001
Hinge bit 1/2" dia.
1/4 radius 1/4-28
thread



SAF5001
Shank 1/2" D x
1-1/2" OA

MECHANICAL



0203-005
Clamp Block



4816-007
Switch insert

ELECTRICAL



11-1797
Switch, handle

PNEUMATIC



9025-101
Stop, jamb



11-300
Relay



DEW616M
Router motor



13-1022
Dewalt router cord



BLA398139
Router brush all
dew616 routers EACH



10-133
Air cylinder, clamp



10-535
Air valve clamp pedal

TEMPLATES



0292-004
Uses 9202-001 &
9206-001 at 5-1/2"
center to center



0292-006
Template, Uses 9202-
001 & 9219-001
at 5-1/2" center to
center

250M Service Kits

26-0203-00: 250M Dust Collection Kit Without Vacuum

For 250M SR-1850 and above

The cutting bit on a 250M is fairly exposed. This kit, even though it was intended to add vacuum to the machine, provides additional guarding around the bit.

26-0201-01 250M Extra Stop System

For all 250's that have Dead Bolt Stops

The extra stop system for the 250M machines is a set of stops that mount onto the slide rods for the dead bolt stops. The stops can be set for almost any dimension less than the dead bolt stop. One of the common uses of the stop system is to prep heads for ball catch strikes.

250M Service Kits

Dewalt 616 Router Upgrade

The 250M used a Black & Decker or Dewalt motor that is no longer available. The motor that is currently available from Dewalt is larger and will not fit the machine as built. This kit converts the 250M strike routers to use the Dewalt DW616 router motor. *Router included.*

26-0206-00
26-0206-01

SR2102 & below
SR2103 & above



26-0201-00 Dead bolt Stop Assembly Kit For 250M

The 26-0201-00 is the dead bolt stop upgrade kit. It adds the dead bolt stop assembly option to a 250M that was ordered without it.

350H REPLACEMENT PARTS

350H COMMON REPLACEMENT PARTS



To view more parts, manuals and service kits visit our machine support section at norfield.com/machine-support



BIT TIPS & CUTTING TOOLS

Insert hinge mortising bit parts

 <p>NOR661 5/8" radius insert hinge bit</p>	 <p>150-102 Insert knife for 5/8" insert bit</p>	 <p>NOR664 Arbor for hinge rtr 1/4-28 thd</p>	 <p>APE4402 Bit tip</p>	 <p>APE490 Bit tip holder</p>	 <p>VIC9 Self centering bit</p>
 <p>0001-004 Spool bushing 1/2"</p>	 <p>0003-002 Angle bracket</p>	 <p>0006-004 Spool bushing 5/8"</p>	 <p>0007-101 Stop turret</p>	 <p>0034-001 Hold over roller mount</p>	 <p>0039-005 Safety shield</p>
 <p>0058-005 Flange, roller</p>	 <p>10-410 Tool balancer with hanger 5 lbs</p>	 <p>12-082 Rod end 5/16"</p>	 <p>13-079 Tram rail roller</p>	 <p>13-583 Clamp, index bar lock pin 6805-051</p>	 <p>6805-051 Lock pin, index bar</p>
 <p>13-597 Double bevel latch pin</p>	 <p>13-687 4" rubber wheel</p>	 <p>6053-100 Slide side casting</p>	 <p>6800-707 Left hand stop assembly</p>	 <p>6800-764 Quick change flat jamb att. 3-1/2 & 4"</p>	 <p>6800-765 Quick change flat jamb att. 4-1/2 & 5"</p>
 <p>6805-011 Jamb lift link bar</p>	 <p>6805-019 Red index block 6805-020 Yellow index block</p>	 <p>6805-025 Jamb clamp pad</p>	 <p>6805-044 Lift lock mount</p>	 <p>6805-086 Clamp button, jamb lift</p>	 <p>6809-027 Ferrule, 2"</p>

350H& VNAILER REPLACEMENT PARTS



6809-051
Butt router door
clamp wear strip



6809-052
Clamp pad



6809-055
Lock pin, pivot



6809-075
Router casting



6809-103
Stop catch



6809-106
Pivot bearing as-
sembly

ELECTRICAL

PNEUMATIC



6809-108
Pivot bar



TNS2020
Bushing kit, butt
router



DEW616M
Router motor



10-1417
Screwdriver



10-219
Push button valve,
router lock



10-262
Air valve, router
clamp



10-681
Pneumatic valve, jamb
lift



10-582
Air cylinder, router
latch



10-749
Cylinder, jamb lift



10-750
Cylinder, jamb clamp



10-620
Cylinder




10-703
3/8" flex air hose
assembly

To view more parts, manuals and service kits
visit our machine support section at
norfield.com/machine-support



Vnailer



24-004
Miter mite nail head
for 5mm nails



24-005
5mm vnails 5000/
box hardwood



24-006
7mm vnails 4000/
box hardwood.



24-011
10mm vnails 4000/
box hardwood



24-016
12mm v-nail 3000/
box hardwood



24-017
15mm v-nail 2000/
box hardwood



24-007
pneumatic tool
cleaner

Need a different nail head
size that isn't shown here?

Call us at
1-800-824-6242

450 REPLACEMENT PARTS

450

FLOW THROUGH STITCHER
VERSATILE
SAFETY FEATURES
9-FOOT JAMB READY



MECHANICAL



12-024
Bearing



12-038
Torque tamer



12-082
Rod end 5/16"



12-402
Torque tamer bushing



13-1178
10" power feed wheel



5865-010
Guard stop

ELECTRICAL



1-7/16 Reveal

5865-013
5865-014
Reveal spacer
other size available



13-228
Crutch tip 1/2"
13-229
Crutch tip 5/8"



#40 chain
sold by link



11-047
Contact block N.O



11-048
Contact block



11-049
Operator switch
green

PNEUMATIC



11-053
Emergency stop
button



11-1570
Foot pedal switch



11-667
Photo eye



10-1182
Filter unit



10-557
Air filter element



10-566
Air filter element



10-135
Cylinder, material
holdover



10-484
Cylinder, feed wheel
lift



10-970
Cylinder, material
stop



10-480
Air valve, gun fire,
feed start



10-562
Air flow control, 1/4
T x 1/8" P




10-517
Bracket, FRL

450 SERVICE KITS



26-5805-00:
**450 Side jamb
reference assembly**
This upgrade is a module
that is placed between the
two existing infeed material
guide blocks allowing the
operator to more accurately
position the jamb and stop
material in the machine



26-5804-00:
450 Quick change material stop
For 450s up to LS-6060
This upgrade is a module that replaces
the existing material stop assembly and
greatly improves the accuracy and
reliability of the 450 Stop Stitcher.

540AC REPLACEMENT PARTS

540AC

UNIVERSAL ASSEMBLY CENTER



To view more parts, manuals and service kits visit our machine support section at norfield.com/machine-support



MECHANICAL



0058-005
Delrin flange



12-039
Torque tamer 35 x 1



12-426
1/8 Bushing



5117-008
Roller



5143-102
Clamp arm



5151-001
Bushing

ELECTRICAL



10-386
Pressure switch



11-1558
E-stop mushroom



11-1565
Selector switch



11-1560
Contact block N.C



11-1566
Contact block N.O



11-1567
Plastic latch mount

PNEUMATIC



11-1570
Foot switch



11-1694
Switch



11-354
Relay



11-355
110 V gun fire sensor



11-451
Sensor, 12 V gunfire



10-003
Oil reservoir



10-562
Air flow control 1/4" T x 1/8P



10-604
1/4" air flow control 3/8 T x 1/4p



10-669
Flow control 5/32T x 1/8P



10-879
Cylinder

SERVICE UPGRADE KIT

540 header clamp upgrade

Requires installation by a Norfield Authorized service technician

Early versions of the header clamp assembly utilized a header up stop that was pivoted between two other pivoting members. This made it difficult to consistently and accurately position the header.

- 26-8820-00** w/existing header up-clamp cylinders
- 26-8820-01** w/out existing header up-clamp cylinder

KVAL REPLACEMENT PARTS

kval DL-2



Need a part that is not shown?
Call us today and one of our sales reps
will find the part you need!
1-800-824-6242

CUTTING TOOLS



165-050
Faceplate router bit
1/2" dia 1/4" shank



ONS1553
Doorlite bit HSS 1/2"
x 5-1/2"



ONS15531
Doorlite bit tin-coated
1/2" x 5-1/2"



ONS25015
Doorlite bit ticoated



RB080872
Router bit carbide tipped
1/2" shank 1/2" dia,
4-1/2" OAL



300-150
Doorlite bit Straight
flute 1/2" x 5-1/2"

MECHANICAL



300-151
Doorlite bit stagger-
tooth 1/2" x 5-1/2"



RB080880
Doorlite bit Straight
flute 1/2" x 5"



WHI1205
Staggetooth 5-1/2" oal
round shank



WHI1072
4-1/8" OAL Router bit



FOR53104
Side drill 1", 7/16",
4" twist



37-00-EF
Main lock bore
template

ELECTRICAL



#40 chain
sold by link



BIKEGRIPS
7/8" dia, 4-1/2 long,
eaches



BLT11M1060
V belt, 41.73 long



BLT11M800
V-belt 31.50 long



NAC62062NSE-01
Bearing



KA2
Contact Block NO

PNEUMATIC



KA3
Contact Block NC



KR1U-B
Black pushbutton



KR1U-G
Green pushbutton



KR1U-R
Red pushbutton



OT80F3
Disconnect switch



10-732
Regulator Gauge



AIR2000
1/8" Air Flow Control



BIM121
Cylinder



BIM123D
Cylinder



BIMH78129-A-6
Cylinder



FAB18PMD4
Directional control
valve



HUM125A02
Air piloted valve

KVAL REPLACEMENT PARTS



HUM250A01
Air Piloted Valve



HUM41TS3
Return Valve



SMCAS2101
Speed controller,
1/8" right angle



SMCAS2102
Speed controller 1/4"
right angle

kval 555 Door Sizer



10-661
Flow control



10-732
Regulator Gauge



555-11010
Replacement pad



AIR2000
1/8" Air Flow Control



BIKEGRIPS
7/8" dia, 4-1/2 long,
eaches



KA2
Contact Block NO



FST60
Carbide knife 60x12x-
1.5mm



LIMITSWAA
Limit Switch



NZBQ81181
Sanding belt 3"x36"
80 grit



NZBQ81182
Sanding belt 3" x 36"
100 grit



OT80F3
Disconnect switch



SMCVQC4100-51
Valve



WHI1026
Router bit 1/2"D
2-1/2" OAL

kval Acrobat



10-438
Air Cylinder



10-473
Air Cylinder



10-661
Flow control



10-732
Regulator Gauge

Machine Parts



FAB18PMD4
Directional control
valve



OT80F3
Disconnect switch



SMCVQC4100-51
Valve

KVAL REPLACEMENT PARTS

Kval 990F



CUTTING TOOLS

2-1/8" insert lock drill bit parts



NOR77642
Lock drill bit 2-1/8



200-101
Insert knife, lock drill



NOR16262
Insert scoring spurs



13-686
Center drill



NOR164
Set screw, 2-1/8 bit
raker knives



NOR161
Set screw, 2-1/8 bit,
center drill

Insert hinge mortising bit parts



NOR168
Set screw, 2-1/8 bit
scoring spurs



FOR218
2-1/8 3-wing face-
bore bit- 6"



FOR53100
Twist Drill 1", 6"oal
brad 1/2"shank



NOR661
5/8" radius insert
hinge bit



150-102
Insert knife for 5/8"
insert bit



NOR664
Arbor for hinge rtr
1/4-28 thd

Hinge mortising bits



160-101
5/8"radius hinge rout
5/16-24 thread



160-120
5/8"radius hinge rout
1/4-28 thread



165-001
1/4" radius faceplate
bit, 1/4-28 thread



SAF500
Router bit 1/2",
1/4-28



167-020
Arbor 5/16-24
thread



SAF50
Shank 1/2" 2-3/8
OAL



KVARBOR06B
Arbor for Perske
hinge rtr 1/4 & 5/8
radius



FSKNIFE14
Insert scoring spur



FST60
Carbide knife 60x12x-
1.5mm



VEG16
3-1/2" power bit #2



APE4923
Screwdriver bit



JLD1250
Jobber length pre-
drill bits

PNEUMATIC



10-003
Air Reservoir



10-135
Air Cylinder



10-1425
Air Cylinder



10-562
Flow control, 1/4 T
x 1/8 P



10-571
Elbow fitting



10-661
Flow control

KVAL REPLACEMENT PARTS



10-732
Regulator Gauge



ADV240A1G
Cylinder



AIR2000
1/8" Air Flow Control



AIR24555
Bowl & gasket kit



ENIOEM10B
Shock Endidine OEM
1B 1 Stroke



FAB-A009B
Cylinder



HUM250A01
Air Piloted Valve



SMCNVS405
Solenoid valve



12-018
Bearing



385170240050
Relay Interface module




536Q
Foot Switch Contact
632-S Line Master



990F3-4SDKPROMO1
990-F3/F4,Screw
Receiver,Kit



BIKEGRIPS
7/8" dia, 4-1/2 long,
eaches



CHIPOUT 05
Back section facebore
chipout block



CHIPOUT 09
Spring loaded hinge
pocket chipout block



CHIPOUT 11
Solid hinge pocket
chipout block



FC3A-R161
PLC relay output
module



INAKNZ12PP
Bearing, Linear



KA2
Contact Block NO



KA3
Contact Block NC



LIMITSWAA
Limit Switch



P161605FD
Pad, 1" x 1-5/16"

Kval 700C



Machine Parts



10-003
Air Reservoir



10-1425
Air Cylinder



11-441
Limit switch



46-00-BX
Vertical Jamb Clamp
Block



46-0D-D10
Kval outfeed wheel



536Q
Foot Switch Contact
632-S Line Master



AIR2000
1/8" Air Flow Control



BIMH78129-A-6
Cylinder



BUC02634
Cylinder



FAB18PMD4
Directional control
valve

KVAL REPLACEMENT PARTS



KA2
Contact Block NO



GLS20RBN
Sensor, Fork



HUM125A02
Air piloted valve



LIMITSWAA
Limit Switch



MC-22B-OL-13A
Thermal Overload
Relay



MC-40A-AC120
LG 40A CONTACTOR



OT80F3
Disconnect switch



P280805FD
Pad, Delrin



SMCVQC4100-51
Valve



Kval 979



10-058
Air cylinder



10-135
Air Cylinder



10-300
Air cylinder



146-00-221A
Brush and Bracket Assy
for Saws



49-00-HE1
Dog Feed, Primary



49-00-HN
979 Dog Feed



49-00-HO
979, Dog Feed



914CE19
Micro Switch Limit
Switch



AIR2000
1/8" Air Flow Control



BIKEGRIPS
7/8" dia, 4-1/2 long,
eaches



BIM249DP
Cylinder



CHIPOUT19
Chipout natural
canvas phenolic



ENIOEM10B
Shock Enidine OEM
1B 1 Stroke



FAB18PMD4
Directional control
valve




HUM250A01
Air Piloted Valve



LIMITSWAA
Limit Switch

KVAL REPLACEMENT PARTS

kval Commander



NOR661
5/8" Radius insert
hinge bit



150-102
Insert knife 1/4" &
5/8" radius



200-101
Carbide cutter blade



FSKNIFE14
Insert scoring spur



FOR218
2-1/8" 3-wing face-
bore bit-6-1/2"



NOR600
Gauge holder for
1/2" dia insert bit



KVARBOR24
Arbor for hinge & fp
router




NOR664
Arbor/face plate
router 1/4-28 thd



FOR53100
Carbide tipped 1"x
6" twist




JLD1250
Jobber pre-drill bit
hinge side



CHIPOUT05
Back section face
bore block



CHIPOUT30
Hinge section
chipout block



CHIPOUT78
Hinge section block
1/4" radius



10-003
Air Reservoir



10-133
Air cylinder, clamp



10-1425
Air Cylinder



10-562
Flow control, 1/4 T
x 1/8 P



10-661
Flow control



10-732
Regulator Gauge



AIR2000
1/8" Air Flow Control



BIM123D
Cylinder



FAB18PMD4
Directional control
valve



KA3
Contact Block NC



KA2
Contact Block NO



HUM250A01
Air Piloted Valve



LIMITSWAA
Limit Switch



OT80F3
Disconnect switch



P161607FD
Pad, 1" x 7/16"



SMCVQC4100-51
Valve

KVAL REPLACEMENT PARTS



Kval 960-3



10-137
Air cylinder



10-147
Air cylinder



10-562
Flow control, 1/4 T
x 1/8 P



10-732
Regulator Gauge



13-1904
Router bit



536Q
Foot Switch Contact
632-S Line Master



CHIPOUT35
Chipout 950-3 w/45°
chamfer on top edge



KA2
Contact Block NO



KA3
Contact Block NC



OT80F3
Disconnect switch

Kval Handler



10-661
Flow control



10-732
Regulator Gauge



ADV240M05
Cylinder, Advance,
Repair Kit



BLT0313U-TWISTED
Belt Urethane 3/16 X
13- Clip On



KA2
Contact Block NO



GRECD2047-RK
Cylinder, Cable Repair
Kit



HUM250A01
Air Piloted Valve



M12-4PIN-DC-5M-RA
Cord 5 Meters



OT80F3
Disconnect switch



PROX12DC-M12-4PIN
Sensor, Proximity
Sensor Inductive



PS5R-SC24
Power Supply



SL30VB6VQ
Sensor





SMCVQC4100-51
Valve

Machine Parts

KVAL REPLACEMENT PARTS

kval Architect DI



CHIPOUT49A
Back section, lower
drill box



CHIPOUT06A
Back section function
hole upper



10-562
Flow control, 1/4 T
x 1/8 P



10-661
Flow control



10-732
Regulator Gauge




BIM123D
Cylinder



SMCVQC4100-51
Valve

Wise 8800



FOR2181
3-wing bit with flat
2-1/8"



NOR77642
Lock drill bit 2-1/8"
with flat



TNS2181
Lock bit 2-1/8" w/flat
carbide tipped



TNS11
Latch bit 1" with flat
on shank



NOR1730820
1" Twist bit insert



FOR53104
Twist bit 1" threaded



160-120
Hinge bit 1-1/4" dia
1/4-28 thr

DOTUL REPLACEMENT PARTS

Dotul Maverick



Dotul Nomad



NOR77642
Lock drill bit 2-1/8"
with flat



NOR16262
Spur knife



200-101
Insert knife for
NOR77462



FOR2181
3-wing bit, ct with
flat 2-1/8"



TNS2181
Lock bit 2-1/8" flat
carbide tipped



TUF3
Lock bit 3 wing
2-1/8" w/flat



NOR1730820
Twist drill 1" insert




NOR1730821
Insert knife 1" Car-
bide



FOR53104
Twist bit, ct, threaded
1"



TNS11
Latch bit 1" with flat
on shank



TNS14
Latch bit 1" with
threaded shank



NOR661
Hinge Bit, 5/8" R
carbide insert



150-102
Insert knife 1/4" &
5/8" radius



160-120
Hinge bit, 1-1/4" dia
1/4-28 thread



165-001
Hinge Bit 1/2" dia,
1/4-28 thread



NOR664
1/2" Shank, 1/4-28
thread



FST50
50mm cutterhead
blades 10/box



FST60
Carbide knife
60x12x1.5mm



13-686
Center drill HSS


Dotul Strike Router DT-503



9205-001
1-1/4" x 4-7/8" 1/4",
3-3/8" lip t strike

FULL HOUSE REPLACEMENT PARTS

Full House Diamond



CUTTING TOOLS



NOR77642
Lock drill bit 2-1/8"
with flat



200-101
Insert Knife for
NOR77642



NOR16262
Spur knife



TNS2181
Lock bit 2-1/8" w/flat
carbide tip



TUF3
Lock bit 3 wing
2-1/8" w/flat



FOR2181
3-wing bit with flat
2-1/8"



160-120
Hinge bit 1-1/4" dia
1/4-28 thr



165-001
Hinge bit 1/2" dia
1/4-28 thr



NOR500
1/2" insert faceplate
bit



NOR661
Hinge bit 5/8" radius
insert



NOR664
1/2" shank 1/4-28
thread



FST60
Carbide knife
60x12x1.5mm



13-686
Center drill HSS

ELECTRICAL



DEW616M
Dewalt replacement
motor



FH509
Selector switch- 2
positions



FH535
Contact block NC



FH536
Contact Block NO



FH537
Contact Block NO NC



FH573
Switch knob



FHAR7
Pilot light LED
120VAC



FHLU2
Pilot light incandescent
120VAC



FHN12
Black pushbutton



FHN16
Green pushbutton



FHN26
Red pushbutton



FHN49
Red push button 2
position maintained

MECHANICAL



WWG6351
Powerfeed motor 12
RPM



WWG6350
Powerfeed motor 27
RPM



0024-008
Modified sprocket



12-039
Torque tamer 35 x 1



12-426
1/8 Bushing






MFG1004
Oil, 1 gallon

FULL HOUSE REPLACEMENT PARTS

PNEUMATIC











					
10-047 Air valve, turntable lock kerf	10-262 Air valve, template guide plunger	10-681 Air valve, jamb lift	10-401 Cylinder, latch drill plunger	10-439 Cylinder	10-562 Flow control, 1/4 T x 1/8 P

TEMPLATES

					
10-071 Air valve, saw home & return	12-082 Rod end 5/16"	AIR7000 Aro 7000 repair kit	9111-001 Faceplate tml 1" x 2-1/2"	9112-001 Latch template 1" x 2-1/4"	9112-S Faceplate tml steel 1" x 2-1/4"
					ASM-FH026800-1 Hinge Template 3-1/2", 5/8R ASM-FH026700-1 Hinge Template 4", 5/8R
9113-001 Faceplate tml 1-1/8" x 2-1/4"	9117-001 Faceplate tml 1-1/4" x 2-1/2"	9118-001 Faceplate tml 1-1/8" x 2-3/4"	9119-001 Faceplate tml 1-1/16" x 2-1/4"	9126-001 Faceplate tml 1" x 2-1/8"	

Full House Marquise




					
TNS2181 Lock bit 2-1/8" w/flat carbide tip	NOR1730820 1" Twist bit insert	NOR1730821 Insert knife 1" carbide	FOR53101 Twist bit 1" with flat	NOR77642 Lock drill bit 2-1/8" with flat	FOR2181 3-wing bit with flat 2-1/8"
					
13-957 Bit tip 6" recessed tip	NOR664 1/2" shank 1/4-28 thread 2-5/16"AL	160-120 5/8" radius hinge rout 1/4-28 thread	DEW616M Dewalt 1-3/4 motor	FHCL03Y31 Phenolic backing plate	

Machine Parts

FULL HOUSE REPLACEMENT PARTS

Full House full strike jamb router



165-001
Hinge Bit 1/2" dia,
1/4-28 thread



NOR664
1/2" shank 1/4-28
thread 2-5/16OAL



WHI1067
Router bit 1/2" diam-
eter 2-7/8" OAL



0202-006
Template wedge



10-133
Air cylinder, clamp



13-228
Crutch tip 1/2"
13-229
Crutch tip 5/8"

TEMPLATES



9201-001
2-1/4", 5/8"radius
full lip strike



9202-001
2-1/4", 1/4"radius full
lip strike



9202-001S
2-1/4", 1/4"radius
steel full lip strike



9204-001
1-1/8" x 2-3/4" 1/4"
1-1/2" lip t-strike



9205-001
1-1/4" x 4-7/8" 1/4",
3-3/8" lip t strike



9206-001
No lip deadbolt 1"x
2-1/4" 1/4"



9206-001S
Steel no lip deadbolt
1" x 2-1/4" 1/4"



9211-001
2-1/8", 1/4" radius
full lip strike



9219-001
No lip deadbolt
1-1/8" x 2-3/4" 1/4"



9230-001
1" x 2-1/4", 1/4", .95"
lip t-strike



9233-001
No lip deadbolt
1-1/4" x 3-5/8", 1/4"

Need a part that is not shown?
Call us today and one of our sales reps
will find the part you need!
1-800-824-6242

RUVO REPLACEMENT PARTS

Ruvo 9700 Door lite cutter



ONS1553
Doorlite bit HSS 1/2"
x 5-1/2"



ONS15531
Doorlite bit tin-coat-
ed 1/2" x 5-1/2"



300-150
Doorlite bit Straight
flute 1/2" x 5-1/2"



WHI1205
Staggertooth
5-1/2" oal round shank




NOR1730820
Twist drill 1" insert



NOR1730821
Insert knife 1" Car-
bide



FOR53104
Twist bit, ct, thread-
ed 1"




TNS14
Latch bit 1" with
threaded shank



CB1238R1285
Latch bit 1/2" x 3/8"
& 1" x 2-7/8"



13-686
Center drill




200-101
Insert knife, lock drill



M720600
Stack valve

Ruvo 925 Machining center



Need a part that is not shown?
Call us today and one of our sales reps
will find the part you need!
1-800-824-6242



NOR77642
Lock drill bit 2-1/8"
with flat



FOR2181
3-wing bit, ct with
flat 2-1/8"



TNS2181
Lock bit 2-1/8" flat
carbide tipped



NOR1730820
Twist drill 1" insert



NOR1730821
Insert knife 1"
Carbide



FOR53104
Twist bit, ct, threaded
1"



TNS11
Latch bit 1" with flat
on shank



160-120
5/8" radius hinge
bit, 1/4-28"




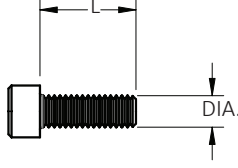

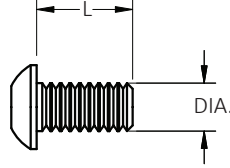

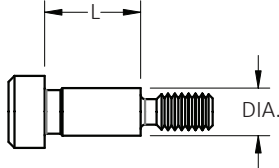
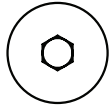
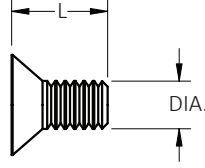
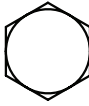
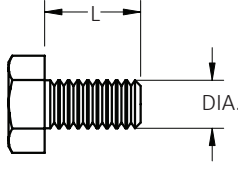

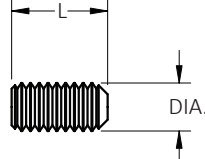
M720600
Stack valve

To view more parts, manuals and schematics
visit our machine support section at
norfield.com/machine-support



Machine Parts

FASTENERS

<u>ABBREVIATION</u>	<u>DESCRIPTION</u>		<u>DIMENSION</u>	
SHCS	SOCKETHEAD CAP SCREW			Dia. x thread pitch x L
BHCS	BUTTONHEAD CAP SCREW			Dia. x thread pitch x L
SHSB	SOCKET HEAD SHOULDER BOLT			Dia. x L
FHCS	FLAT HEAD CAP SCREW			Dia. x thread pitch x L
HHCS	HEX HEAD CAP SCREW			Dia. x thread pitch x L
SS	SET SCREW			Dia. x thread pitch x L

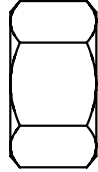
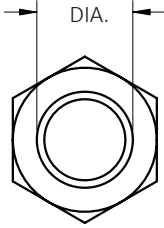
FASTENERS

NUTS AND WASHERS

DESCRIPTION

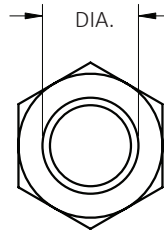
DIMENSION

Hex Nut (HN)



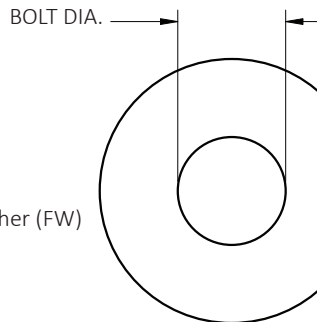
DIA. THREADS

Jamb Nut (JN)



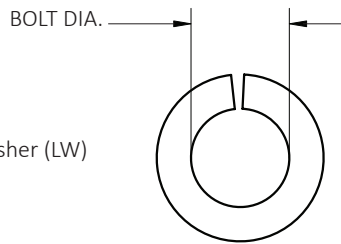
DIA. THREADS

Flat Washer (FW)



DIA. (BOLT)

Lock Washer (LW)



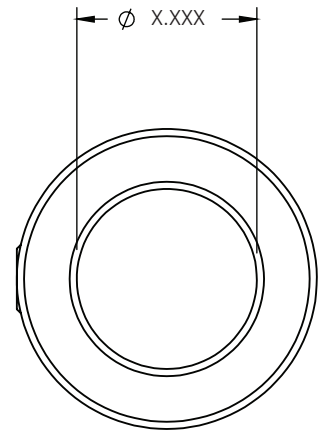
DIA. (BOLT)

SHAFT COLLARS

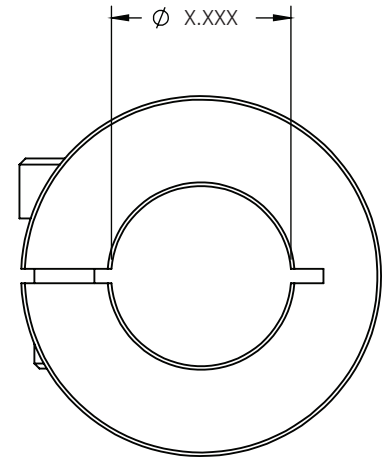
*SIZE = INSIDE DIA. OF COLLAR DENOTED BY X.XXX

PART NUMBERS AVAILABLE

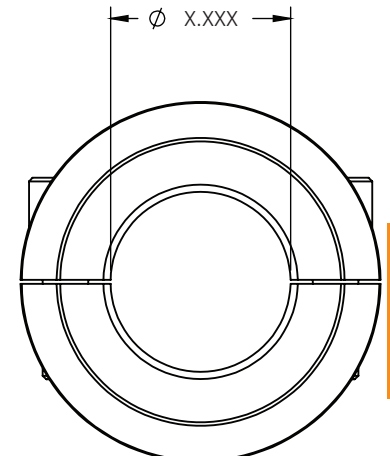
SC1/2" - ONE PIECE SOLID
 SC3/4" - ONE PIECE SOLID
 SC5/16" - ONE PIECE SOLID
 SC5/8" - ONE PIECE SOLID



SC1" - ONE PIECE SPLIT
 SC3/4" - ONE PIECE SPLIT
 SC5/16" - ONE PIECE SPLIT



SC1/2" - TWO PIECE SPLIT
 SC3/4" - TWO PIECE SPLIT
 SC5/8" - TWO PIECE SPLIT



Machine Parts



THREAD IDENTIFIER

Wire lanyard tool with attached ruler helps you measure threaded nuts, bolts and screws.

NORAW6

FITTINGS

ONE-TOUCH FITTINGS



Male Connector

Order No.	Tube O.D.	Thread Size
21-138	5/16"	1/8
21-143	5/16"	1/4
21-132	1/4"	1/8
21-133	1/4"	1/4
21-192	3/8"	1/4
21-177	3/8"	3/8
21-141	1/2"	1/4
21-145	1/2"	3/8
21-178	1/2"	1/2

Straight Union



Order No.	Tube O.D.	Diameter
21-137	5/32	0.41
21-121	1/4	0.52
21-174	3/8	0.7

Straight Union- Diff. Dia. (inch reducers)

21-190	5/32-1/4
21-191	1/4-3/8

Male Elbow



Order No.	Tube O.D.	Thread Size
21-170	5/32	10-32 UNF
21-193	1/4	10-32 UNF
21-134	1/4	1/8
21-123	1/4	1/4
21-148	1/4	3/8
21-182	3/8	1/8
21-124	3/8	1/4
21-122	3/8	3/8
21-149	3/8	1/2
21-140	5/32	1/8
21-142	1/2	1/4
21-144	1/2	3/8

Plug-in Reducer



Order No.	Tube O.D.	Fitting Tube O.D.
21-150	1/4	3/8
21-153	1/4	5/32

Branch 'Y'



Order No.	Tube O.D.	Thread Size
21-155	1/4	1/4

Branch Tee



Order No.	Tube O.D.	Thread Size
21-139	5/32	1/8"
21-167	1/4	1/8"
21-173	1/4	1/4"
21-172	3/8	1/4"
21-151	1/4	1/4

Union Tee



Order No.	Tube O.D.
21-135	5/32
21-120	1/4
21-136	3/8

Male Run Tee



Order No.	Tube O.D.	Thread Size
21-168	5/32	1/8
21-169	1/4	1/8
21-171	3/8	1/4

Union Elbow



Order No.	Tube O.D.
21-179	1/4
21-180	3/8
21-181	1/2

Plug



Order No.	Fitting Tube O.D.	D
21-163	5/32	0.24
21-164	1/4	0.33
21-165	3/8	0.45
21-166	1/2	0.59

PIPE SIZE IDENTIFICATION

NPT (I.D.)	Approx. O.D.
1/8"	3/8"
1/4"	1/2"
3/8"	11/16"
1/2"	13/16"



Tube size

Pipe thread (NPT)

Male Elbow



Order No.	Tube O.D.	Tube I.D.	Pipe Thread
21-054	1/4	0.170	1/8
21-055	1/4	0.170	1/4
21-056	3/8	0.250	1/8
21-057	3/8	0.250	1/4
21-058	1/2	0.375	3/8

Female Elbow



Order No.	Tube O.D.	Tube I.D.	Pipe Thread
21-059	1/4	0.170	1/8

Male Run Tee



Order No.	Tube O.D.	Tube I.D.	Pipe Thread
21-060	1/4	0.170	1/8
21-087	3/8	0.250	1/8

PIPE FITTINGS

Countersunk Hex-head Plug



Order No.	Pipe Thread	C-Hex
21-042	1/8	3/16
21-043	1/4	1/4

Adapter



Order No.	Pipe Third	1 Pipe	Thread 2
21-045	1/8	1/8	9/16
21-046	1/4	1/8	3/4
21-047	3/8	1/4	7/8

Coupling



Order No.	Pipe Thread	C-Hex
21-017	1/8	1/2
21-018	1/4	3/4

Bushing



Order No.	Pipe Third	1 Pipe	Thread 2C-Hex
21-019	1/8	1/4	9/16
21-020	1/8	3/8	11/16
21-021	1/4	3/8	11/16
21-022	3/8	1/2	7/8
21-023	1/2	3/4	1-1/8

Close Nipple



Order No.	Pipe Thread
21-027	1/4

Long Nipple



Order No.	Pipe Thread
21-091	1/8
21-032	3/8
21-029	1/8
21-033	1/2
21-030	1/8
21-096	3/8

Hex Nipple



Order No.	Pipe Thread	C Hex
21-035	1/8	7/16
21-036	1/4	9/16
21-037	3/8	11/16
21-038	1/2	7/8

BRASS FITTINGS

Male Connector



Order No.	Tube O.D.	Tube I.D.	Pipe Thread
21-005	1/4	0.170	1/8
21-006	1/4	0.170	1/4
21-007	3/8	0.250	1/8
21-008	3/8	0.250	1/4
21-009	1/2	0.375	3/8

Union



Order No.	Tube O.D.	Tube I.D.
21-086	1/4 x 1/4	.170 x .170
21-001	3/8 x 3/8	.250 x .250
21-002	1/2 x 1/2	.375 x .375

Union Tee



Order No.	P Tube O.D.	Tube I.D.
21-048	1/4	0.170
21-049	3/8	0.250

Union Elbow



Order No.	Tube O.D.	Tube I.D.
21-051	1/4	0.170

FITTINGS & HARDWARE KITS

Hex Nipple Reducers

Order No.	Pipe Thd 1	Pipe Thd 2	
<i>C-Hex</i>			
21-039	1/4	1/8	9/16
21-040	3/8	1/4	11/16
21-041	1/2	3/8	7/8



90° Union Elbow

Order No.	Pipe Thread
21-067	1/8
21-068	1/4
21-069	3/8



Union Tee

Order No.	Pipe Thread
21-073	1/8
21-074	1/4
21-075	3/8



90° Street Elbow

Order No.	Pipe Thread 1	Pipe Thread 2
21-070	1/8	1/8
21-072	1/4	1/4
21-093	3/8	3/8



Cross

Order No.	Pipe Thread
21-076	1/4
21-113	3/8



45° Street Elbow

Order No.	Pipe Thread
21-077	1/8



Male Branch Tee

Order No.	Pipe Thread
21-079	1/8



Street Tee

Order No.	Pipe Thread
21-080	1/8
21-081	1/4



NEEDLE VALVES, TRUCK VALVES

Needle Valve

Order No.	Pipe Thread
21-082	1/8



AIR2000



10-562

Flow Control

Order No.	Tube O.D.	N.P.T.
10-669	5/32	1/8
10-562	1/4	1/8
10-696	5/32	1/4
10-661	1/4	1/4
10-604	1/4	3/8
AIR2000		1/8
AIR3000		1/4"

**Need a fitting that is not shown?
Call one of our sales reps today to find
the fitting you need!
1-800-824-6242**



Buy all 3 get shipping free

Fitting and Bolt Kits

Hex Head Cap Screw Kit

This kit contains a selection of socket head, flat head, and button head cap screws. The sizes range from #6 through 3/8". The kit contains bolts, nuts, lock washers, and flat washers. This is a selection of the most common fasteners used on all Norfield machinery. This kit also contains a bolt gauge so you can easily identify the bolt that you need. If you have any Norfield machine, you should have this kit.

26-9001-00



Brass Fitting Kit

This kit contains a selection of the brass fittings that were commonly used by Norfield before 1995. The kit contains a large selection of brass fittings used to connect 1/4" and 3/8" black air tubing to valves and cylinders. The label on the box has a complete list of the fittings in the kit with photos for easy identification of fittings and part numbers for easy reordering. If you have a Norfield machine built before 1995, you should have this kit.

26-9002-00



One Touch Fitting Kit

This kit contains a selection of the one touch fittings that were commonly used by Norfield after 1994. The kit contains a large selection of one touch fittings used to connect 5/32", 1/4" and 3/8" air tubing to valves and cylinders. The label on the box has a complete list of the fittings in the kit with photos for easy identification of fittings and part numbers for easy reordering. If you have a Norfield machine built after 1994, you should have this kit.

26-9003-00





CREDIT APPLICATION

422 OTTERSON DR, CHICO CA 95928
A/R PHONE: (800) 340-7774
A/R FAX: (800) 338-5656
A/R EMAIL: AR@NORFIELD.COM

Dear Credit Manager,

So we may set up an open account for you, please complete the information requested below.

PLEASE INCLUDE A CONTACT NAME ALONG WITH AN EMAIL AND/OR FAX NUMBER.

COMPANY NAME: _____ DATE: _____

ADDRESS (STREET, CITY, STATE, ZIP): _____

PHONE NUMBER: _____ FAX NUMBER: _____

EMAIL FOR INVOICE DELIVERY _____

A/P CONTACT: _____

FEDERAL TAX ID # _____ YEAR ESTABLISHED _____

TYPE OF OWNERSHIP: _____ CORPORATION _____ PARTNERSHIP _____ SOLE PROPRIETOR

TRADE REFERENCES:

COMPANY NAME : _____ CONTACT: _____

ADDRESS: _____

CITY & STATE: _____ PHONE: _____

EMAIL: _____ FAX: _____

COMPANY NAME : _____ CONTACT: _____

ADDRESS: _____

CITY & STATE: _____ PHONE: _____

EMAIL: _____ FAX: _____

COMPANY NAME : _____ CONTACT: _____

ADDRESS: _____

CITY & STATE: _____ PHONE: _____

EMAIL: _____ FAX: _____

TAX EXEMPT?

PLEASE INCLUDE YOUR SALES TAX EXEMPTION CERTIFICATE IF YOUR PURCHASES SHOULD BE EXEMPT FROM SALES TAX

Thank you,
Norfield Credit Manager

800-824-6242 • 1-530-879-3137

5 WAYS TO ORDER!

PHONE YOUR ORDER

Toll-Free Hotline! (800) 824-6242

Outside US call (530) 879-3137

ORDER ONLINE

norfield.com

E-MAIL YOUR ORDER

websitemb@norfield.com

FAX YOUR ORDER

24-Hour Fax! (530) 879-3140

MAIL YOUR ORDER

Norfield Order Desk

422 Otterson Dr

Chico, CA 95928

We'll call to confirm receipt of your order and to verify shipping costs.

OUR GUARANTEE

We're so sure you'll be happy with our products, we guarantee them! Try any product in our catalog for 30 days. If you are not absolutely satisfied, you can return the merchandise for a refund, for any reason. (This does not apply to machinery, machine parts, special order items or other items so indicated.)

MERCHANDISE RETURNS

We're easy to do business with! Please call us before returning merchandise. We'll fax a form to be included in your package, or give you the necessary return authorization number to include with your return. Please print your RA# clearly on outside of box. Items returned after 30 days are subject to a 15% restocking fee.

WARRANTY EVALUATIONS

Warranty repairs are not assessed over the telephone. After the tool is returned for evaluation, we notify the customer as to the warranty status and available options.

BLANKET ORDER CANCELLATION POLICY

The cancellation of any existing blanket orders may be subject to a restocking fee and / or re-adjustment of prior blanket order shipment pricing.

SPECIAL ORDERED ITEMS

Special items are those not shown in this catalog, but special ordered for the customer. Special order items are not returnable.

MODIFIED ITEMS

Modified items are those that are customized or ordered to our customer's specifications and are not normally carried

by Norfield or the manufacturer. The customer is responsible to make sure the specifications meet their needs. These items cannot be returned.

CUSTOMER SATISFACTION

We want you to be satisfied with our products and service! If you have a problem with an order you placed with Norfield, please call us! 1-800-824-6242.

OUR SHIP TO ADDRESS FOR RETURNS IS:

WEST

Norfield
Attn: (Enter your RA# here)
422 Otterson Dr
Chico, CA 95928

EAST

Norfield
Attn: (Enter your RA# here)
264 Hein Drive
Garner, NC 27529

*FREE FREIGHT POLICY

Norfield will pay for the freight on most orders for catalog merchandise over \$500.00 net that can be shipped via standard ground UPS within the continental USA. If a qualified order has more than one shipment, all shipments will be pre-paid. Freight allowance is not provided for special orders and items shipped by truck or air freight (Federal Express, UPS Red-Blue-Orange).

FREIGHT CHARGES

Other shipping options are available. Please ask your Norfield Sales Representative for additional information.

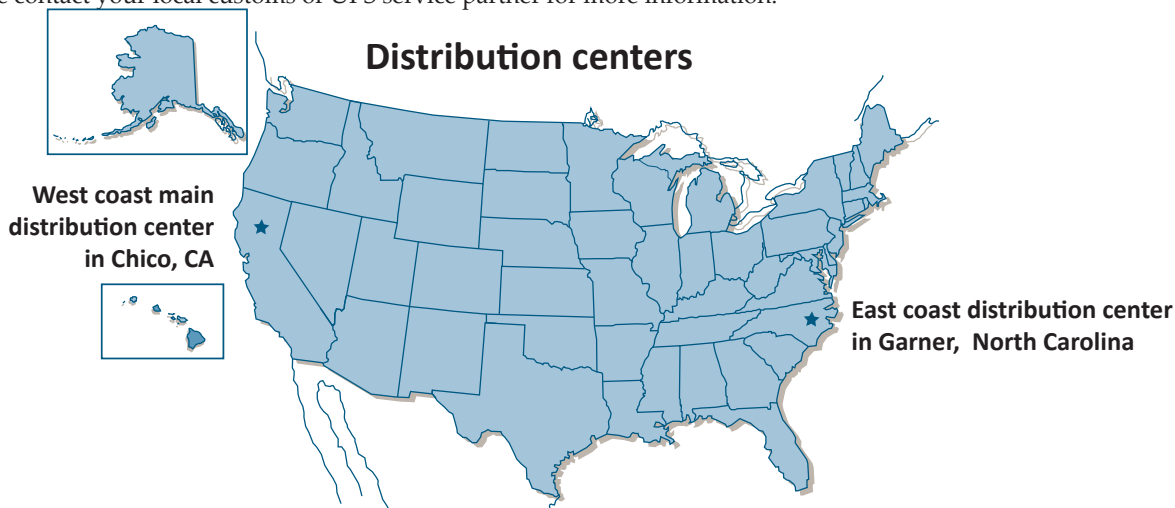
Norfield does commercial deliveries for the 48 contiguous states. Rates for Hawaii, Alaska, and Puerto Rico are higher from both distribution centers, Chico, Ca and North Carolina. Freight charges include a handling charge. Freight charges subject to price increases. Now shipping packages up to 150 lbs. Residential fees apply to businesses operating out of any home without a public entrance, a residential fee will apply.

INTERNATIONAL CUSTOMERS:

Shipments to countries outside of the United States may be subject to taxes, duties, and other fees which are the responsibility of the customer. Please contact your local customs or UPS service partner for more information.

TERMS

Established accounts pay net 30 days. An account can be opened for companies rated favorably by Dun & Bradstreet, or who supply Norfield with three trade references and a bank reference. We will gladly ship C.O.D. orders. Terms are extended with a written Purchase Order from public schools and institutions. Credit Cards accepted: Visa, Mastercard, Discover and American Express.



Lock template	37	Reveal spacer	101	Swing stop	75
Lubricant	78	Reverse helix bits	41	T	
M		Reversible knives	42	Table saw accessories	75
Magnet	81	Robert	32	Tape	75
Magnetic stick	62	Roller	82	Tape rule	90
Magnum bit kit	113	Roller stand	95	Tapered drill bits	45
Magnum FRL kit	115	Roundover bits	45	Telescoping magnet	81
Magnum parts	108-114	Router	64-67	Template free router	12
Magnum safety kits	115	Router accessories	64	Template guide	11,16,67
Magnum service kits	114-115	Router bit	39,41	Template holder	21
Magnum upgrade kits	115	Router template	17	Template nut	16
Mallet	81	Router template system	23	Template square	11
MasterLine	3,11,16,18,22-31,93	Router upgrade	114	Templates	15,23,31
Mat	77	RTS-4	20	Tilting Door Cart	89
Material Handling	93-97	RTS-5	23	Time Fold Series	88
Metal doorlite bits	43	Rubberbands	98	T-Master kit	24
Miter saw	61	Ruler	90	Toggle switch	64
Moisture meter	79	Ruvo replacement parts	145	Tool balancer	82
molding bar	83	S		Torx Wrench	38
Mortising bits	21	Safety kits	115	Track	63
Multi latch	17	Samantha	80	Track and stop kit	75
Multi spur bits	39	Sander	57	Track clamp	63
Multi strike	17	Sander pads	57	Tracksaw	63
Multipoint	18	Sanders	70,71	Ts	86
N		Sanding belts	74	T-strike templates	24
Nail assembly	16	Sanding disc	69,72,73	Twist drill bit	38,46
Nail glides	102	Sanding paper	73	U	
Nail heads	59	Sanding rolls	74	Undercut saw	63
Nail on template	12,28	Sanding sheets	72,73	Universal adaptor	86
Nail set	81	Sanding wheels	72	Up spiral bit	43
No-lip strike template	24	Saw	60-63	Upgrade kits	115
O		Saw blades	51,52,62,63	V	
One piece bits	40	Scale index bar	114	Vacuum hose	87
One touch fitting kit	149	Scoring spurs	38	Vacuum hose reel	87
Orbital sander	57,70,71	Screw extraction	53	Virutex spare parts	22
P		Screwdriver	55,56	V-nailer	59
Painter tool	78	Screwdriver kit	113	Vnailer parts	130
Palm grip sander	70	Screwfeeder bits	54	Vnails	59
Panel saw	60	Screws	38	W	
Parts	108-147	Seam roller	82	Warehouse dolly	93
Phenolic templates	9	Self adhesive tape	75	Weatherstripping	17
Pilot	113	Self centering bits	47	Wire raceway	28
Pilot drill bit	45,47	Set screw	38	Wise replacement parts	140
Planer	63,66	Setup bars	7	Wood doorlite bits	44
Plier set	83	Shanks	40,41	Wood filler	79
Pliers	79	Shipping aids	98-103	Wood glue	80
Plum level square	91	Shop safety	76,77	Wood rasp set	78
Plunge router	64,66	Slickplane	83	Workbench	2
Pneumatic corner chisel	48	Slotting cutters	47	Wrap around clamp on	31
Pocket Master	22	Spacers	99	Y	
Pocket Mortiser spare parts	22	Spade handle drill	69	Ys	87
Positive clutch	56	Splices	86		
Power bit	54	Square corner drill	13		
Pre drill	13,53	Square recess bit	54		
Pre-drill kit	113	Staggertooth bit	44		
Prehangers workbench	2	Stall screwdriver	56		
Prehanging	2,3	Stapler	58		
Prehanging kit	3	Steel pocket	29		
Prehanging systems	104-105	Stop block	76		
Production paper	73	Stop jambs	5		
Push block	76	Stop kit	16		
Push stick	76	Straight bits	41,44		
Putty knife	78	Stretch wrap	98		
R		Strike Jamb	15		
Raceway	28	Strike Jamb templates	15		
Raker Knives	38	Strike Master	2		
Random orbital sander	57	Strike plate marker	29		
Reamer	113	Strike prep	14,16,17,19,21,22		
Reducers	87	Strike templates	16,24		
Rerail	27	StrikeMaster Kit	16		
Restile	27	Stylizer	27		
		Suction cup	90		

INDEX BY PART#							
		0024-008	142	10-431	120,122	11-992	111,123,125
		0032-003	121	10-433	120,122	12-001	109
111	125	0034-001	129	10-438	134	12-002	42
450	4	0037-002	109	10-439	143	12-008	125
11-1961	122	0037-004	110	10-470	120,122	12-018	116,118,136
MAR02	28	0037-009	110	10-471	120,122	12-024	131
1025105	22	0039-005	109,129	10-473	134	12-027	125
1322078	22	0040-008	109	10-480	131	12-038	109,131
1600395	21	0058-005	109,129,132	10-484	131	12-039	116,132,142
1606222	22	0066-004	116	10-486	120	12-082	109,116,118,121,
1606223	22	0191-003	112	10-498	124		123-143
1622210	22	0201-003	127	10-506	124	12-091	119
1622230	22	0201-100	127	10-517	122,124,131	12-096	109,125
1622231	22	0202-001	127	10-523	122,126	12-151	116
1622232	22	0202-006	127,144	10-535	122,127,128	12-233	123
1622326	22	0203-005	127,128	10-542	126	12-244	42,123
1623223	22	0292-004	128	10-544	111	12-250	123
1626100	22	0292-006	128	10-557	111,131	12-262	117,118
1626101	22	0601-730	125	10-562	111,117,120,122	12-263	117,118
1627109	22	0601-731	125		131-149	12-332	116
1640127	21,22	0620-002	125	10-566	126,131	12-354	125
1640128	21,22	0620-003	125	10-571	135	12-386	112
1640129	21,22	0622-004	125	10-582	111,130	12-391	123
1640130	21,22	0622-007	125	10-604	120,126,132,149	12-393	123
1640131	21,22	0629-001	125	10-620	111,124,130	12-402	109,131
1640132	21,22	0629-002	125	10-661	117,120,122,124,	12-426	116,132,142
1640138	21,22	0629-003	125		134-140,149	12-544	42,108
1640148	22	10-003	120,122,132,135	10-667	126	12-768	116
1640150	21,22		136,138	10-669	117,124,126,	12-799	116
1640157	22	10-038	117,120,125		132,149	12-864	126
1640168	22	10-047	125,126,143	10-678	112	13-038	125
1640177	21,22	10-048	126	10-681	111,130,143	13-079	109,129
1640178	21,22	10-058	119,122,126,137	10-689	117,120	13-1022	64,111,119,122,
1640179	21,22	10-070	120	10-696	149		125,127,128
1640180	21,22	10-071	122,126,143	10-703	111,130	13-1118	117
1640181	21,22	10-074	126	10-732	133,134,136,	13-1171	116
1640187	21,22	10-075	126		138-140	13-1172	116
1640258	22	10-1015	111	10-749	130	13-1173	116
1640367	22	10-1105	111	10-750	130	13-1178	109,118,121,131
1645266	22	10-1106	111	10-879	132	13-1425	26,39
1645275	22	10-1182	131	10-970	117,131	13-1426	26,39
1645529	22	10-1198	117,126	11-047	121,127,131	13-1427	26,39
1645610	22	10-1199	117,126	11-048	121,131	13-1428	26,39
1645612	22	10-1209	117	11-049	121,131	13-1434	39
1645613	21,22	10-126	126	11-052	122,127	13-1435	26
1645655	22	10-1288	109	11-053	122,131	13-1904	139
1675099	22	10-1289	82,109	11-111	119,122	13-225	131
1680026	22	10-133	127,128,138,144	11-1448	111	13-228	125,126,144
1683018	22	10-134	126	11-1546	117	13-229	126,131
1685033	22	10-135	122,131,135,137	11-1558	111,132	13-465	42,108
1685034	22	10-137	119,122,139	11-1560	117,119,123,	13-466	42,108
1688102	22	10-1417	55,111,130		126,132	13-583	112,129
1699140	22	10-1425	135,136,138	11-1565	132	13-584	109
1715064	22	10-143	126	11-1566	111,117,119,123,	13-597	109,129
1910002	22	10-1439	126		126,132	13-686	38,108,121,135,
2404188	22	10-147	119,139	11-15660	111		141-145
2710020	22	10-153	126	11-1567	111,117,119,	13-687	118,129
3540118	63	10-219	111,130		123,132	13-853	75
4610039	22	10-221	120,122	11-1570	117,131,132	13-854	75
4680057	22	10-262	111,123,130,143	11-1659	117	13-856	125
6027107	22	10-300	123,137	11-1694	111,132	13-913	42
6488051	22	10-315	120	11-1699	111	13-924	42,108
6602364	22	10-318	120,122	11-1796	123	13-957	54,116,118,143
6602503	22	10-354	124	11-1797	123,128	146-00-221A	137
6602504	22	10-386	110,119,122,132	11-1813	111	150-102	40,108,113,
6615036	22	10-397	119,122	11-300	110,119,125,128		116,118,121,129,
7278010	22	10-398	119,122	11-305	122		135,138,141
8002043	22	10-401	120,122,143	11-354	119,132	15-133	109
8678008	22	10-404	124	11-355	119,132	15-134	109
39495003	59	10-406	112,123	11-441	119,136	15-146	111
39495020	59	10-410	82,109,129	11-451	119,132	15-176	111
385170240050	136	10-413	126	11-458	119	15-360	111
0001-004	109,129	10-414	120,126	11-667	119,131	15-527	84
0001-726	109	10-418	120	11-691	110	160-101	40,108,121,135
0001-741	113	10-422	120,122	11-692	110	160-120	40,108,118,121,
0003-002	109,129	10-425	120,122	11-856	110		135,140-145
0005-002	109	10-426	120	11-858	111	160-150	39
0006-004	109,129	10-429	120,122	11-989	125	165-001	40,108,113,116,
0007-101	109,129	10-430	120	11-991	117		118,121-144
							25,40,108,121,133
							167-000 40,41
							167-020 40,41,135
							1700HJR 6
							1820-001 11
							200-101 38,108,113,116,
							118,121-145
							2002-002 118
							2002-003 118
							2003-002 127
							2003-003 117,118
							2003-100 118
							2011-006 117,119
							2024-002 117
							2024-003 119
							205-001 38,123
							205-200 38
							21-001 148
							21-002 148
							21-005 148
							21-006 148
							21-007 148
							21-008 148
							21-009 148
							21-017 148
							21-018 148
							21-019 148
							21-020 148
							21-021 148
							21-022 148
							21-023 148
							21-027 148
							21-029 148
							21-030 148
							21-032 148
							21-033 148
							21-035 148
							21-036 148
							21-037 148
							21-038 148
							21-039 149
							21-040 149
							21-041 149
							21-042 148
							21-043 148
							21-045 148
							21-046 148
							21-047 148
							21-048 148
							21-049 148
							21-051 148
							21-054 148
							21-055 148
							21-056 148
							21-057 148
							21-058 148
							21-059 148
							21-060 148
							21-067 149
							21-068 149
							21-069 149
							21-070 149
							21-072 149
							21-073 149
							21-074 149
							21-075 149
							21-076 149
							21-077 149
							21-079 149
							21-080 149
							21-081 149
							21-082 149
							21-084 119
							21-086 148
							21-087 148
							21-091 148
							21-093 149
							21-096 148
							21-113 149

21-120	148	26-6804-00	114	6800-765	109,129	7715-028	27	9112-5	112,143
21-121	148	26-6805-00	114	6801-006	109	7715-030	27	9113-001	112,143
21-122	148	26-6808-00	114	6801-021	111,117,119	7715-032	27	9117-001	112,143
21-123	148	26-6810-00	114	6801-022	109	7756-800	26	9118-001	112,143
21-124	148	26-6811-00	114	6802-029	110	7770-800	60	9119-001	112,143
21-132	148	26-6814-00	114	6802-040	110	7800-025	2	9126-001	112,143
21-133	148	26-6816-00	115	6803-027	42,108	7800-026	2	914CE19	137
21-134	148	26-6833-00	115	6803-030	42,108	7800-033	2	9201-001	15,127,144
21-135	148	26-6833-01	115	6805-002	110	7800-802	32	9202-001	15,127,144
21-136	148	26-8820-00	132	6805-010	112	7800-900	2	9202-001S	15,127,144
21-137	148	26-8820-01	132	6805-011	112,129	7800-900BIT	2	9204-001	15,127,144
21-138	148	26-9001-00	149	6805-016	112	8030-001	110	9205-001	15,127,141,144
21-139	148	26-9002-00	149	6805-019	112,129	8154-100	11	9206-001	15,127,144
21-140	148	26-9003-00	149	6805-020	112,129	8155-100	11	9206-001S	15,127,144
21-141	148	26-9004-00	113	6805-025	110,129	8156-001	11	9211-001	127,144
21-142	148	300-101	44	6805-032	112	8157-001	11,25	9219-001	15,127,144
21-143	148	300-150	44,133,145	6805-033	112,119	8262-100	11	9230-001	15,127,144
21-144	148	300-151	44,133	6805-034	110	8263-100	11	9233-001	15,127,144
21-145	148	300-152	44	6805-044	112,129	8802-023	117	9511-225	112
21-148	148	300-153	44	6805-050	110	8802-058	117	9800-900PWT	2
21-149	148	300-154	44	6805-051	112,129	8803-078	117	9901-013	7
21-150	148	305-001TIN	43	6805-086	112,129	8804-021	117,119	9901-704	23
21-151	148	305-002	43	6805-108	110	8804-022	117,119	9902-701	36
21-153	148	305-050TIN	43	6805-116	110	9011-038	110	990F3-4SDKPROMO1	136
21-155	148	305-051	43	6808-025	42	9025-101	119,127,128	ADE1001	77
21-163	148	305-052	44	6809-023	110	910-001	100	ADE14880	77
21-164	148	350H	10	6809-027	110,117,129	910-002	100	ADV240A1G	136
21-165	148	37-00-EF	133	6809-049	110	910-003	101	ADV240M05	139
21-166	148	3823-001	123	6809-051	110,130	910-004	100	AIR10096	126
21-167	148	3831-003	123	6809-052	110,130	910-005	100	AIR1163	120
21-168	148	3845-003	123	6809-055	110,130	910-006	103	AIR2000	149
21-169	148	3896-007	123	6809-062	110	910-007	100	AIR24555	120,136
21-170	148	3897-002	123	6809-075	110,130	910-009	101	AIR3000	149
21-171	148	3897-009	123	6809-103	110,130	910-010	100	AIR637175	111,124
21-172	148	3897-100	123	6809-106	110,130	910-011	101	AIR7000	120,124,133,143
21-173	148	4300-003	125	6809-108	110,130	910-012	100	AIR7472	82
21-174	148	440S	5	6900-717	114	910-013	100	AIRDP2-01-000	120,122,
21-177	148	46-00-BX	136	6951-706	118	910-014	100		124,126
21-178	148	46-0D-D10	136	7500-700	30	910-015	98	ALD3	53
21-179	148	4806-007	123	7540-702	18	910-016	102	AMF1	58
21-180	148	4816-007	123,128	7564-004	49	910-017	103	AMF2	58
21-181	148	4818-006	123	7564-026	49	910-018	103	AMF344	58
21-182	148	4825-005	123	7564-700	49	910-019	99	APE1474	54
21-190	148	4837-007	123	7564-701	49	910-020	99	APE4402	54,109,129
21-191	148	49-00-GE1	137	7564-702	49	910-021	102	APE4403	54
21-192	148	49-00-HN	137	7564-703	49	910-022	103	APE4461	54
21-193	148	49-00-HO	137	7564-704	49	910-023	103	APE4462	54,118
22-043	49	500-400	90	7564-705	49	910-024	102	APE490	53,108,129
22-045	121	5029-033	118	7564-707	49	910-025	102	APE492	54
22-059	117	5050-002	119,121	7564-710	49	910-026	98	APE4921	54
2300ASR	14	5050-003	119	7564-711	49	910-028	98	APE4923	54,135
24-004	59,130	5053-005	119,121	7570-002	30	910-029	98	APE492CCX	54
24-005	59,130	5053-007	121	7574-001	30	910-030	99	APE502	54
24-006	59,130	5117-008	132	7574-002	30	910-031	101	APE552	54
24-007	130	5143-102	132	7574-003	30	910-032	101	APE9542	54
24-011	59,130	5151-001	132	7640-008	25	910-033	101	ASM-FH026700-1	143
24-014	59	536Q	136,139	7640-009	25	910-035	98	ASM-FH026800-1	143
24-016	59,130	5523-004	119	7640-010	25	910-036	98	BIKEGRIPS	133,134,136,137
24-017	59,130	5545-001	119,121	7640-019	25	910-037	98	BIM121	133
25-015	111	555-11010	134	7640-029	25	910-038	98	BIM123D	133,138,140
26-0008-01	115	5585-005	117,119	7640-701	25	910-039	97	BIM249DP	137
26-0033-00	115	5585-011	117,119	7642-700	96	910-040	97	BIMH78129-A-6	133,136
26-0036-00	114	5601-705	11	7642-701	96	910-041	97	BLA326286-03	64
26-0036-01	114	5865-010	131	7642-702	96	910-042	97	BLA326286-04	64
26-0201-01	128	5865-013	131	7650-100	18	910-044	103	BLA397531	64
26-0203-00	128	5865-014	131	7702-702	18	910-046	101	BLA398139	64,111,119,
26-0206-00	128	5938-004	121	7703-701	22	910-049	100		122,125,125-128
26-0206-01	128	6035-004	109	7706-009	24	910-050	99	BLA399064	64
26-0608-00	125	6035-005	109	7706-011	24	910-051	99	BLA40081	111
260MX	15	6053-100	109,129	7706-013	24	910-054	98	BLA580017	64
26-3810-00	124	6450-900	89	7706-023	24	910-059	100	BLT0313U-TWISTED	139
26-3812-00	124	6800-010	109	7706-027	24	910-062	103	BLT11M1060	133
26-3812-01	124	6800-014	109	7706-029	24	910-063	99	BLT11M800	133
265-001	7,8,41	6800-036	109	7706-701	16	910-064	99	BOS00512	67
26-5009-00	120	6800-039	109	7707-701	24	910-065	99	BOS1012	50
26-5804-00	131	6800-707	112,129	7708-001	31	910-066	99	BOS1202	66
26-5805-00	131	6800-710	112	7715-012	27	910-067	103	BOS1617EVS	66
26-6802-00	115	6800-714	112	7715-016	27	9111-001	112,143	BOS2632	66
26-6803-00	114	6800-764	109,129	7715-020	27	9112-001	25,112,143	BOS3180	50

BOS3182	50	DOORSTUD	92	FHN16	142	FUL201	47	MAJ12	29
BOS85159	40	DOR2000	33	FHN26	142	FUL256	31	MAJ13	29
BOS85278	25,44	DOR2150	33	FHN49	142	FUL48	31,46	MAJ41SP6	17
BOSLT08	46	DOR2200	33	FOR1112	39	GLS20RBN	137	MAJ44	35
BOSLT108	31	DOR2300	33	FOR1121	39	GRECD2047-RK	139	MAJ444	35
BUC02634	136	DOR2450	33	FOR1218	39	GUNV300	82	MAJ44B15	35
BUI01	90	DOR2500	33	FOR12181	39	HAR50	92	MAJ44B22	35
BUI02	90	DOR2900	33	FOR12931	47	HER14008SF	72	MAJ44BP2	35
CB1238R1285	145	DOR2950	33	FOR1518	39	HER14010SF	72	MAJ44QR1	35
CHAIN	125,131,133	DOR3000	9	FOR15181	39	HER14012SF	72	MAJ50	35
CHIPOUT05	136,138	DOR3100	8	FOR1581	39	HER14015SF	72	MAJDL150	91
CHIPOUT06A	140	DOR31350	8,9	FOR218	135,138	HER14110SF	72	MAJHIT-60	28
CHIPOUT09	136	DOR31400	8,9	FOR218	39	HER14115SF	72	MAJHIT-60-3848	28
CHIPOUT11	136	DOR31401	8,9	FOR2181	39,140-145	HER2008VC	72	MAJMDLT1	29
CHIPOUT19	137	DOR31450	8,9	FOR340	39	HER2010VC	72	MAS1	57
CHIPOUT30	138	DOR31451	8,9	FOR340F	39	HER2012VC	72	MAS11	56
CHIPOUT35	139	DOR31501	8,9	FOR53100	38,135,138	HER2015VC	72	MAS15	56
CHIPOUT49A	140	DOR3300	7	FOR53101	38,143	HER2022VC	72	MC-22B-OL-13A	137
CHIPOUT78	138	DOR33350	8,9	FOR53103	38	HER2108VC	72	MC-40A-AC120	137
CHUD	97	DOR33400	8,9	FOR53104	38,116,133,	HER2112VC	72	MER68	110
COR001	58	DOR33401	8,9		140-145	HER2122VC	72	MFG100	16
COXEZ325	58	DOR33450	8,9	FOR570176	39	HER32108	71	MFG1004	111,142
COXEZ350	58	DOR33451	8,9	FOR62181	46	HER32110	74	MFG17011	110
COXV117-850	87	DOR33501	8,9	FOR62186	46,116	HER32408	74	MFG200	95
CRC03044	78	DOR4001	20	FOR62187	46	HER32410	74	MFG3000	113
CRC03150	80	DOR750	7	FOR62188	25,46	HER37608	74	MFG400	18
CST35	13	DOR819	32	FOR62200	38	HER37610	74	MFG50	31
CST351	13	DYN56106	57	FOR62326	47	HER37612	74	MFG51	31
CST4	13	DYN69020	57	FOR62327	47	HER37615	74	MFG5600	30
CST45	13	DYN95460	57	FOR62329	47	HER42408	74	MFG56100	11
CST450	13	DYN95461	57	FOR62331	47	HER42410	74	MFG68714	112
CST451	13	EAG2001A	56	FOR62357	47	HER51152BW	73	MFG723	114
CST452	13	EAG2005	55	FOR62427	46	HER51155BW	73	MFG7500	30
DC100	94	EAG2021	56	FOR62451	46	HER68910	74	MFG76400	25
DEL04450	86	EAG3000	55	FOR62454	46	HER8908	74	MFG76410	96
DEL50-891	86	ECC11140TI	43	FOR62455	46	HER91112VC	73	MFG77	27
DEN1	12	ECC11141TI	43	FOR62503	46	HER91181VC	73	MFG77000	27
DEN12	95	EDM	88	FOR62504	46,116,118	HER95105	57	MFG7705	93
DEN13	95	EKL20511	78	FOR62507	46	HMD02	96	MFG77500	17
DEN14	96	EKL20911	78	FOR62604	46	HUM125A02	133,137	NAC62062NSE-01	133
DEN2	28	EKL33168	78	FOR62779	39	HUM250A01	134,136-139	NCY99010	58
DEW130V	69	EKL33198	78	FOR62780	39	HUM41TS3	134	NOR101	75
DEW180	35	ENC38003	81	FOR62781	39	INAKNZ12PP	136	NOR102	75
DEW1800	45	ENC38023	81	FOR62782	39	INT00571	110	NOR103	75
DEW180014	45	ENIOEM10B	136,137	FOR62832	39	ITWVN4E3L	59	NOR104	75
DEW180016	45	EVO1	62	FRA1	80	JEN1	97	NOR16051	116,118
DEW180024	45	EVO2	62	FRA2	80	JER32108	74	NOR161	38,108,116,118,
DEW180034	45	EVO3	62	FRA6	80	JET1792073K	84		121,135
DEW1802	45	EVO355	62	FRE508	50	JET6286600	86	NOR16262	38,108,113,
DEW1803	45	EVO380	62	FRE608	51	JET708699	86		116,118,121,135,141,142
DEW1808	45	EVO4	62	FRE72M010	51	JET708699A	86	NOR162624	38,113
DEW2045B	53	EVO5	62	FRE73M012	51	JET709563	86	NOR16263	38
DEW21009	68	EVO66	62	FRE812	52	JLD1250	135,138	NOR164	38,108,116,118,
DEW26441	70	EVOSS1	62	FRE82M010	52	JOR8	53		121,135
DEW29	45	FAB18PMD4	133,134,	FRE84M012	52	JOR8BIT	53	NOR166	38
DEW30	45		136-138	FRE84M014	52	JORBODY	53	NOR168	38,108,116,
DEW4309	72	FAB-A009B	136	FRE85R008	51	JORCMPLT8	53		118,135
DEW4311	72	FAN1	110	FRE85R010	51,125	KA2	133-139	NOR172	38
DEW5023	63	FAN1	72	FRE85R012	51,126	KA3	133,136,138,139	NOR1730820	38,108,116,
DEW5026	63	FAN15	73	FRE87R010	52	KR1U-B	133		118,121,140-145
DEW520SK	63	FAN19	72	FRE89M010	52	KR1U-G	133	NOR1730821	8,108,113,
DEW5258	63	FAN2	72	FRE89M012	52	KR1U-R	133		116,118,121,123,1-145
DEW55117	83	FAN20	72	FRE90M010	52	KRE15	75	NOR1731	38
DEW575	61	FAN21	72	FRE91M010	51	KRE16	75	NOR212	90
DEW616	64	FAN23	72	FRE91M012	51	KRE17	75	NOR500	40,142
DEW616M	64,111,119,	FAN4	73	FRE92M010	52	KRE18	75	NOR600	40,138
	122,125-130,142,143	FAN5	73	FRE97R	52	KRE7712	75	NOR62949	7,8,9,36
DEW618	64	FAN7	73	FRE98R012	52	KRE7714	75	NOR6575	48
DEW6184	64	FC3S-R161	136	FREE0724A	51	KRE8000	75	NOR661	40,108,116,
DEW618PK	64	FERS0	72	FSKNIFE14	135,138	KVARBOR06B	135		118,121,129,135,138,141
DEW621	7,66	FH509	142	FST121	40	KVARBOR24	138	NOR663	40
DEW62423K	70	FH535	142	FST2072	7,36,44	LAN1	91	NOR664	40,41,108,121,129,
DEW6411K	70	FH536	142	FST30	42	LANE SPRING	117		135,138,141-144
DEW650S4	58	FH537	142	FST50	42,108,113,141	LIG1	79	NOR665	40,41
DEW650S5	58	FH573	142	FST5000	46,68	LIMITSWAA	134,136-138	NOR667	40,108,121
DEW6528	63	FHAR7	142	FST5001	46,68	M12-4PIN-DC-5M-RA	139	NOR751	19
DEW715	61	FHCK03Y31	143	FST51	42,108	M720600	145	NOR753	19
DEW790	69	FHLU2	142	FST60	42,134,135,141,142	MAJ100	96	NOR755	19
DEWE6000	68	FHN12	142	FST61	42	MAJ111	29	NOR756	19

NOR757	19	POR59381	13	SMCNVS405	136	TNS2183	39	VIR70	91
NOR758	19	POR59859	13	SMCVQC4100-51	134,	TNS22305	113	VIRC29M	48
NOR759	19	POR6430	68		137-140	TNS3000	9	WES0523	81
NOR760	19	POR690	7,8,9,65	SPE2181	55	TNS3100	8	WHI1013	41
NOR77642	38,108,116,118, 121,135,140-145	POR6902	65	STA735	90	TNS3300	7	WHI1014	41
		POR691	65	STRX	60	TNS4001	20	WHI1022	41
NOR7765	38	POR7518	65	STRXCART	97	TNS4900	3	WHI1026	41,134
NOR914	89	POR7519	65	STRXSCOOP	94	TNS5001	23	WHI1058	41
NOR926	89	POR800629	13	SUC13	48	TNS513	19	WHI1063	41
NOR92834	125	POR82421	65	SUC13X	48	TNS58	113	WHI1065	41
NORAW6	147	POR842606	65	SUC13XR	48	TNS600	18	WHI1066	41
NORGR8	80	POR859715	13	SUC38	47	TNS784	38,108	WHI1067	9,41,144
NORGW8	80	POR893PK	36,67	SUC65	47	TNS9	47	WHI1069	41
NORH10	82	PRA08	81	SUC70	48	TRE12	93	WHI1072	41,133
NORH11	82	PRA10	78	SUC70X	48	TRE13	89	WHI1073	41
NORKP4	83	PRA100	78	SUC70XR	48	TRE14	28	WHI1077	41
NORT10	38	PRA12	78	SUP01	77	TRE17	91	WHI1085	30,41
NYC14127	58	PRA333	82	SUP02	77	TREULOCK	36	WHI1087	41
NYC14251	58	PRA344	81	TEL3070	94	TUF3	39,141,142	WHI1091	41
NZBQ81181	134	PRA345	81	TEM101	34	TUF4	39	WHI1094	41
NZBQ81182	134	PRA348	82	TEM115C3	33	U-500	59	WHI12005	133
ONS1553	43,133,145	PRA78	82	TEM121	28	U-600	59	WHI1203	44
ONS15531	43,133,145	PRA79	82	TEM126	28	UPS36053	126	WHI1205	44,145
ONS15532	43	PRE1100-018	47	TEM131	28	USP36049	87,111	WHI1300	41
ONS15533	43	PRE1100-018A	47	TEM146	16	USP36050	87,126	WHI1301	41
ONS1554	43	PRO100	19	TEM151	16	USP36051	87	WHI1302	41
ONS15541	43	PROIN50-PRO	37	TEM156	16	USP36053	87	WHI13351	41
ONS1557	43	PROIN65PRO	37	TEM1592	16	USP36055	87	WHI2000	45
ONS15571	43,123	PROIN67	37	TEM161	16	USP36057	87	WHI2001	45
ONS15573	43	PROINCLAPRO	37	TEM1904	34	USP36058	87	WHI2003	45
ONS20438	43,123	PROINCLPRO	37	TEM202	34	VEG1	53	WHI2009A	45
ONS25015	43,133	PROINEXT3	37	TEM300	17	VEG10	54	WHI2010	45
ONS25036	43	PROLM101	29	TEM3016	33	VEG11	54	WHI2500	45
OT80F3	133,134,137-139	PROLM102	29	TEM3026	33	VEG12	54	WHI5125	44
P161605FD	136	PROSM100	29	TEM351KF	12	VEG13	54	WHI6700A	47
P161607FD	138	PROSM104	29	TEM400	17	VEG14	54	WHI6703A	47
P280805FD	137	PROX12DC-M12-4PIN	139	TEM4016	33	VEG15	54	WHI6705A	47
PAPSTB	97	PS5R-SC24	139	TEM401KF	12	VEG16	54,135	WHIA200B	45
PLS1	91	RB080872	133	TEM602	31	VEG17	53,54	WIR2902	48
POR1001	65	RB080880	133	TEM6028	31	VEG18	54	WOO1003	86
POR10695	67	RED4203	78	TEM603	33	VEG2	53	WOO1006	87
POR12349	50	RED4204	78	TEM905	34	VEG20	54	WOO1007	86,87
POR13534	74	RED6251	78	TEMADPT	34	VEG21	54	WOO1008	87
POR13558	74	RES01	90	TEMB001	34	VEG22	54	WOO1010	87
POR13600	74	ROY01	95	TEMCB1	33	VEG23	54	WOO1011	87
POR13608	74	ROY02	93	TEMCB4	33	VEG8	54	WOO1012	86
POR13620	74	ROY021	93	TEMCC1	48	VEL101	79	WOO1013	86
POR13700	71	ROY022	93	TEMFBBGP1	31	VEL102	79	WOO1014	87
POR3521	71	ROY023	93	TEMLM001	29	VEL103	79	WOO1015	87
POR382	71	ROY875-OFR	96	TEMLM1BLADE1	29	VEL104	79	WOO1016	87
POR42000	67	ROY875R	96	TEMSP101	34	VEL105	79	WOO1017	87
POR42021	22,67	SAC1357	78,110	TEMSP104	34	VEL106	79	WOO1019	86
POR42024	22,67,110,112	SAF1250	41	TEMSP105	34	VEL107	79	WOO1021	86
POR42030	22,67	SAF25	41	TEMSP202	33	VEL108	79	WOO1022	86
POR42033	67	SAF254	17	TEMTG-1	16	VEL112	79	WOO1023	86
POR42039	67	SAF50	7	TEMWWD2	93	VEL201	79	WOO1024	86
POR42042	13,67	SAF50	41,135	TFS	88	VEL203	79	WOO1025	86
POR42045	22,67	SAF5001	41,118,	THUMBSCREW	127	VEL204	79	WOO1026	87
POR42048	13,67		127,128,135	TNOR776421	38	VEL205	79	WOO1027	87
POR42160	65	SAF501	41,116	TNS1	38	VEL210	79	WOO1029	87
POR42186	65,67	SAF51	7,8,41,118	TNS1000	36	VEL410	79	WOO1030	87
POR42237	7,8,9,13,25, 36,67,110,112	SAF515	41	TNS11	38,123,140, 141,143,145	VEL510	79	WOO1031	87
		SAF563	41	TNS12	113	VEL710	79	WOO1032	87
POR43437	13,41	SAF625	41	TNS14	38,108,118, 121,141,100	VEL910	79	WOO1033	87
POR43440	19,41	SAF640	41	TNS15	38	VIC12	47	WOO1037	87
POR43698	19,41	SAF750	41	TNS15161	38	VIC120	47	WOO1039	86
POR43699	19,41	SAF875	41	TNS15164	38	VIC14	47	WOO1041	86
POR43700	19,41	SIO1026	55	TNS1561	143	VIC140	47	WOO1044	86
POR43701	19,41	SIO2	56	TNS1581	39	VIC3	47	WOO1052	79
POR43702	19,41	SIO25125	57	TNS16	38	VIC5	47	WOO1085	81
POR43703	19,41	SIO25126	57	TNS1781	39	VIC50	47	WOO1100	83
POR43704	19,41	SIO3	56	TNS200	2,16	VIC9	47,108,129	WOO1101	83
POR43736	13,41	SIO6900	57	TNS2020	110,113,130	VIC90	47	WOO1102	83
POR43737	13,41	SIO6901	57	TNS211	24	VIR1645287	21	WOO1104	76
POR43745	13,19,41	SIOP25	56	TNS2181	39,118,140-145	VIR1645288	21	WOO1109	76
POR513	19	SIOSD920	56	TNS218	39	VIR170	63	WOO1306	74
POR517	19	SL30VB6VQ	139	TNS2181	39,118,140-145	VIR24	63	WOO1310	74
POR59370	12	SMCAS2101	134			VIR24-1	63	WOO1313	86
POR59375	28	SMCAS2102	134			VIR29	12	WOO1336	69

WOO1400	76
WOO1666	85
WOO1685	85
WOO1687	85
WOO1727	85
WOO1795	85
WOO1828	69
WOO2026	79
WOO2054	95
WOO2263	79
WOO2273	95
WOO2274	95
WOO2530	81
WOO2672	83
WOO2808	81
WOO2816	45
WOO2818	45
WOO2821	45
WOO3042	90
WOO3105	79
WOO3112	78
WOO3113	78
WOO3122	76
WOO3204	81
WOO3206	83
WOO3280	58
WOO4227	86
WOO4235	87
WOO4573	85
WOO58	48
WOOD1005	45
WOOD1006	45
WOOD1007	45
WOOD3115	77
WOOX1666	85
WWG111	87
WWG3002	87
WWG4507	77
WWG6350	142
WWG6351	111,142
WWG6352	111

Phone
800-824-6242

Fax
1-530-879-3140

Website
norfield.com

E-mail
websitemb@norfield.com



© Copyright 2020, Norfield
Although every effort is made to
make our catalog as accurate as
possible, any pricing errors that
have occurred will be corrected at
the time you order.

FAST SHIPPING FOR ALL YOUR ORDERS!

*With a distribution center on both the East Coast and West Coast
we can get your orders to you fast! We also have sales reps
in both locations to better serve you!*

Call us anytime between 5:00am & 4:30pm PST

or order online @ norfield.com

